DELAWARE DEPARTMENT OF CORRECTION

annual report [2019]

DDOC Mission Statement

Protect the public by supervising adult offenders through safe and humane services, programs and facilities.

Produced by the Planning, Research, and Reentry Office in the Office of the Commissioner

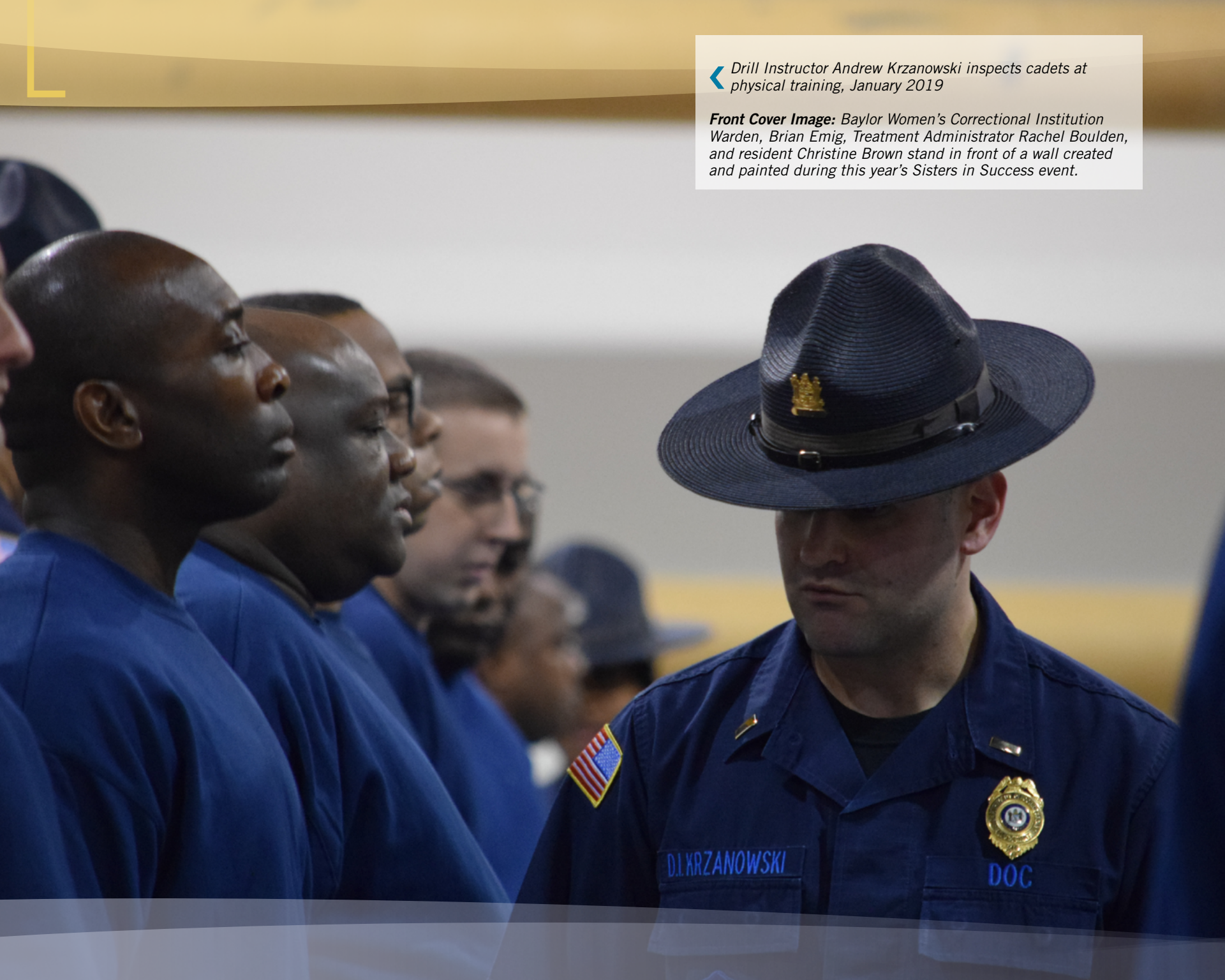

Drill Instructor Andrew Krzanowski inspects cadets at physical training, January 2019

Front Cover Image: *Baylor Women's Correctional Institution Warden, Brian Emig, Treatment Administrator Rachel Boulden, and resident Christine Brown stand in front of a wall created and painted during this year's Sisters in Success event.*

Table of Contents

Message from the Commissioner	Page 2
Fiscal Year 2019 Goals and Accomplishments	3
Operating Environment	8
Organizational Chart	9
DDOC Facilities Location Map	10
Workforce Profile	11
Bureau of Prisons – Level V	17
Bureau of Community Corrections - Level IV	26
Bureau of Community Corrections Probation & Parole – Levels III, II, I	30
Special Topics	37
Budget Analysis	42
Facility Contacts/Addresses	44

Message from the Commissioner

Dear Friends,

The Delaware Department of Correction has made steady, significant progress over the past year to implement our seven areas of focus. The pages that follow in this annual report detail our progress on each of these priorities.

- Strengthening safety and security;
- Boosting officer recruitment and retention;
- Modernizing operations and intelligence sharing;
- Restructuring prison-based substance abuse, mental health and medical care;
- Making sure Probation and Parole Officers have the training, equipment and support they need to perform difficult, often dangerous jobs;
- Offering additional programming and services for inmates; and
- Implementing the most comprehensive, coordinated reentry plan ever undertaken for offenders returning to our communities to help them stop the cycle of returning to crime.

On a personal note, after working with DDOC Commissioner Perry Phelps for two years as Special Assistant, I was proud to succeed him as Commissioner on July 15, 2019. The men and women of the Delaware Department of Correction owe Commissioner Phelps and former Deputy Commissioner Alan Grinstead a deep debt of gratitude for serving the DDOC and Probation and Parole teams for more than 30 years.

On behalf of the DDOC team, we look forward to achieving even more to advance our dual mission of public safety and rehabilitating offenders more effectively in 2020.

For Excellence,

Claire M. DeMatteis

Claire M. DeMatteis
Commissioner

- **Establishment of Office of Planning, Research, and Reentry:** Executive Order 27, signed by Governor Carney on December 4, 2018, mandated the creation of an Office of Reentry at the Department of Correction. The Planning & Research Unit was therefore expanded in scope and renamed to reflect the new duty of steering reentry reforms Department-wide. A Director of Reentry was hired to oversee the various reentry reforms that Executive Order 27 set forth. This has required extensive collaboration with other state agencies such as the Division of Substance Abuse and Mental Health, the Department of Labor, and the Department of Education, among others. Among DDOC's most notable efforts to improve prisoner reentry are the creation of new correctional counselor positions at each Level V and Level IV facility and the expansion of cognitive behavioral therapy programs available to inmates. Please refer to the feature about the Delaware Correctional Reentry Commission in this report for more information about the collaborative achievements of the DDOC to improve the prisoner reentry experience for incarcerated individuals.

- **Intensive Cognitive Behavioral Therapy Programming Graduates First Cohorts:** First Think Things Through cohorts graduate (see page 25 – reference feature)

- **Correctional Counselors Receive Training to Evaluate Prison Program Fidelity:** Eleven DDOC staff members were certified in the Evidence-Based Correctional Program Checklist (CPC) by the University of Cincinnati Corrections Institute. This tool was developed for assessing correctional intervention programs, and is used to ascertain how closely correctional programs meet known principles of effective intervention. The training included four days of classroom, two program evaluations, a written exam, and outcome scoring and report writing. The certification will allow employees to conduct high-fidelity evaluations of correctional programming internally at cost savings to the department and taxpayers.

- **Opioid Use Crisis Mitigated by Expansion of Medication Assisted Withdrawal and Medication Assisted Treatment in the Prisons:** The Department's Bureau of Healthcare, Substance Abuse, and Mental Health Services expanded its efforts to facilitate and track medication-assisted treatment and medication assisted withdrawal for opioid substance use disorder. It also formalized tracking of each patient at the individual level, by patient name and SBI, for effective oversight of treatment management. Reporting is mandatory for each facility weekly and tracks patients through the treatment life cycle of medication assistance.

  Detailed reporting began mid-FY 19. Future reports will be able to provide data for intake screening, to include positive intake screen findings, specific protocols utilized, and trend analysis.

Goals and Accomplishments

Connections Community Support Programs (Connections CSP) supervised a comprehensive treatment plan, which included industry best practices such as counseling, monitoring, and aftercare. The medications included:

- Suboxone/Subutex® (buprenorphine): Most commonly prescribed medications in 2018. The main difference between the brand names is the dosage level and physical form. They are used to taper physical withdrawal symptoms as a partial opioid agonist. This means that it activates the opioid receptors in the brain, but to a lesser degree (and without a "high").

- Methadone: one of the first generation agonists used for opioid treatment. It reduces craving and withdrawal symptoms while blocking effects of opioids.

- Vivitrol® (naltrexone): Injectable opioid antagonist administered over a four-week period. It blocks the effects of heroin, prescription painkillers, and alcohol in the brain, meaning it blocks a "high." The medication is part of a comprehensive treatment aftercare for patients fully

Baylor Women's Correctional Institution, Accreditation Audit.

educated on the impact and pledged to an aftercare contract.

- **Number of Security Cameras Increased to Improve in Prison Safety:** FY 2019 saw the completion of a comprehensive Level V security camera project. Over 697 cameras have been installed to date, which increases visibility and safety for both staff and residents. The $2.2M project closed out a recommendation from the 2017 critical incident review.

- **DDOC Continues Compliance with Prison Rape Elimination Act:** All of DDOC's correctional facilities have passed audits to be compliant with standards to prevent sexual abuse in correctional facilities in accordance with the Prison Rape Elimination Act (PREA). In order to continue supporting an environment where sexual assaults are prevented and incidents are reported to personnel, Just Detention International (JDI) assessed DDOC this year to improve our training and response capabilities as part of a grant-funded effort under. JDI reviewed training programs, policy, and facility culture at one of our facilities. Revisions were made to the peer training curriculum available to the prisons. The course revision included some industry recommendations and best practices. The inmate peer facilitators are classified as tutors and facilitating the training is their institutional job.

- **Use of Offender Assessment Tool Standardized Across Prison and Probation Environments:** Members from the Bureau of Community Corrections, the Bureau of Prisons, and the Planning, Research, and Reentry Office launched a ten-month project to align DDOC use of the Level of Service Inventory-Revised (LSI-R) risk and needs assessment. Technical Assistance was provided by an expert criminologist to fully rewrite handbooks, scoring guides, and training materials. Eighteen new trainers were added to the adjunct staff to train 37 supervisors and 294 field staff. The changes ensure that assessments are administered and scored consistently across the Department for better case management.

- **K9 Handlers and Dogs Earn Prestigious Certification:** Department of Correction K-9 handlers and their dogs earned Contraband Dog Certification by the United States Police Canine Association (USPCA).

- **Partnership with Therapy Dog Program Launched:** Our pilot partnership with Paws For People began in March 2019 as a way to foster a more therapeutic environment with the assistance of therapy dogs. Our goal with this initiative is to reduce violence, promote self-care, increase socialization, and help the women at Baylor Women's Correctional Institution engage more with their treatment plans. Numerous research studies have shown the positive benefits of using animal-assisted activities and animal-assisted therapies in correctional

Goals and Accomplishments

PAWS visits residents at BWCI, Spring 2019.

settings, and we believe the same positive effects are being shown at BWCI by the affirmative responses from the population and the excitement we see displayed when the animals visit the housing units.

- **Women's Empowerment Events Continue at Women's Prison:** On September 6, 2019, Sisters in Success celebrated its 6th conference at Baylor Women's Correctional Institution. For the past six years, this one-day conference has enabled justice-involved women to experience a day focused on positive engagement, sponsored by the Delaware Department of Correction, Baylor Women's Correctional Institution (BWCI), the Delaware Women and the Law Section of the Delaware State Bar Association, and the Delaware Chapter of National Association of Women Judges. Each year over 120 residents of Baylor Women's Correctional Institution attended this event led by a steering committee of criminal justice professionals alongside multiple volunteers and donations from community providers. This year's keynote speak, Tonier Cain, shared her experience with BWCI as a previously incarcerated female who now travels around the country advising correctional systems on trauma-informed care practices.

- **Wellness and Resiliency Training Program Teaches Prison Staff Stress Management Techniques:** DDOC offered a course from the SMART (Stress Management And Rehabilitation Training) program, administered by the International Association for Human Values (IAHV), which won the 2015 San Francisco Sheriff's

Office Innovation Challenge Grant for implementation of innovative programming. IAHV is an international nonprofit organization that serves veterans, school youth, and high-level government and corporate leaders. "Prison Smart" (also known as "Stress Management and Resiliency Training") offers effective and practical techniques to staff for two core aspects of leadership--self-mastery and relating to others. The innovative program techniques reduces the effects of stress and increases energy, focus, and resilience. Core components of the program include advanced breathing methods, physical conditioning, and group discussions. The program, which was initially piloted in 2017, was expanded via grant funding in FY 19 to offer 12 classes to DDOC employees.

Officer Dennis Desilet carries the torch for a Special Olympics event, February 2019.

Operating Environment

The DDOC operates a unified correctional system (includes detention, jail & prison populations) that incarcerates approximately 5,000 offenders within its ten correctional facilities (4 prisons; 4 community corrections centers; 2 violation of probation centers)[1]. There are six Probation & Parole offices. DDOC also supervises approximately 15,000 offenders in the community.

Within this unified system, DDOC maintains five offender supervision levels:

- Level V – 24 hour incarceration
- Level IV – Work Release Centers, Home Confinement (electronic monitoring), Residential Drug Treatment, & Violation of Probation Centers
- Level III – Intensive Probation Supervision
- Level II – Standard Probation
- Level I – Administrative Probation Supervision

Management of these individuals, who are entrusted to state custody by court order, generally follows movement or flow-down from higher supervision levels to lower levels. There are, however, many variations on this theme that are determined by a variety of decision parameters influenced by the agency, judicial branch, and offender behavior.

1 Two Violation of Probation Centers were active during fiscal year 2019. In December 2019, Central Violation of Probation Center became inactive.

DDOC Officers participate in the Law Enforcement Torch Run, June 2019.

Delaware Department of Correction Organizational Chart

Note: Current as of Report Production Date in FY20

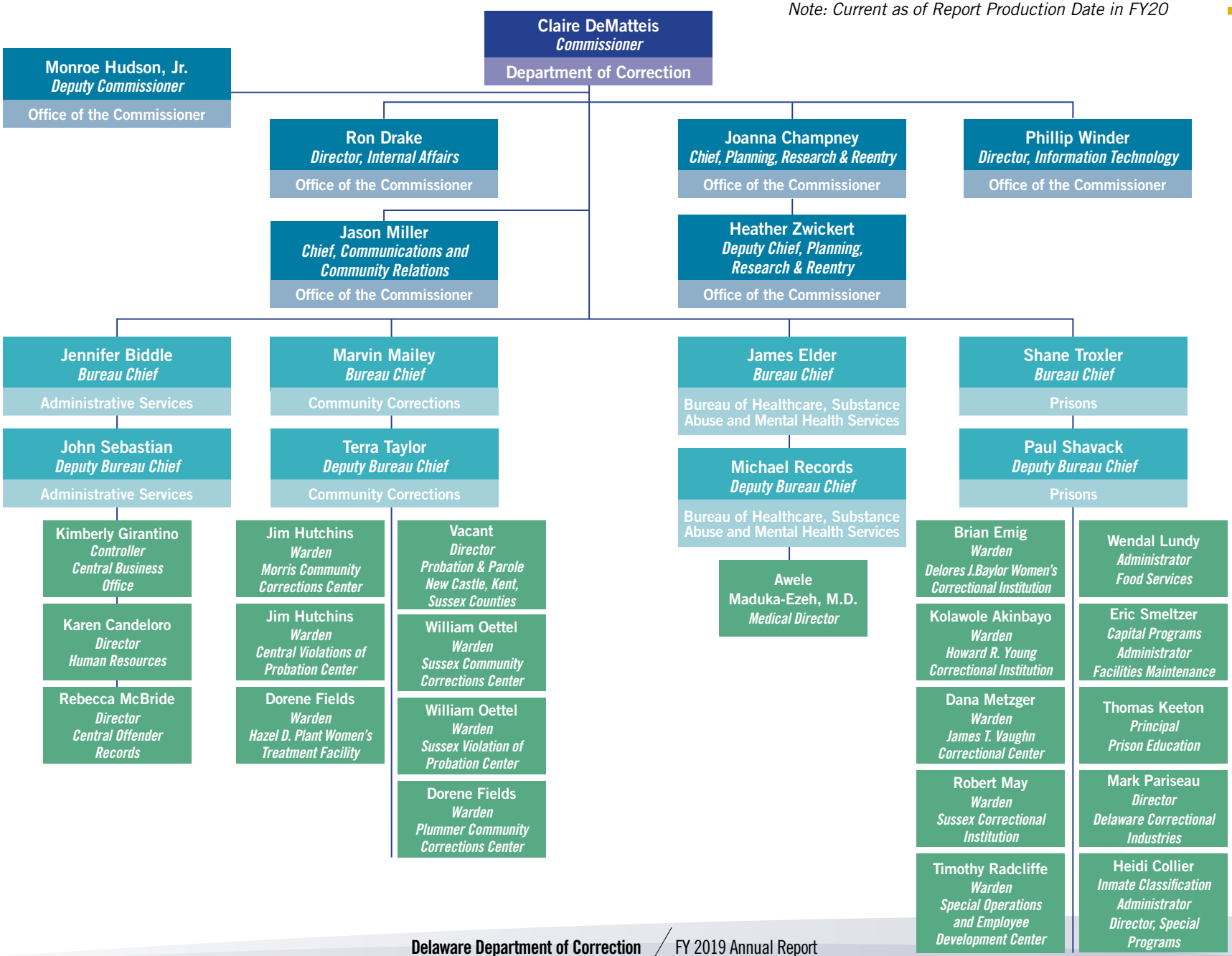

DDOC Facilities Location Map

State of Delaware Department of Correction Facilities

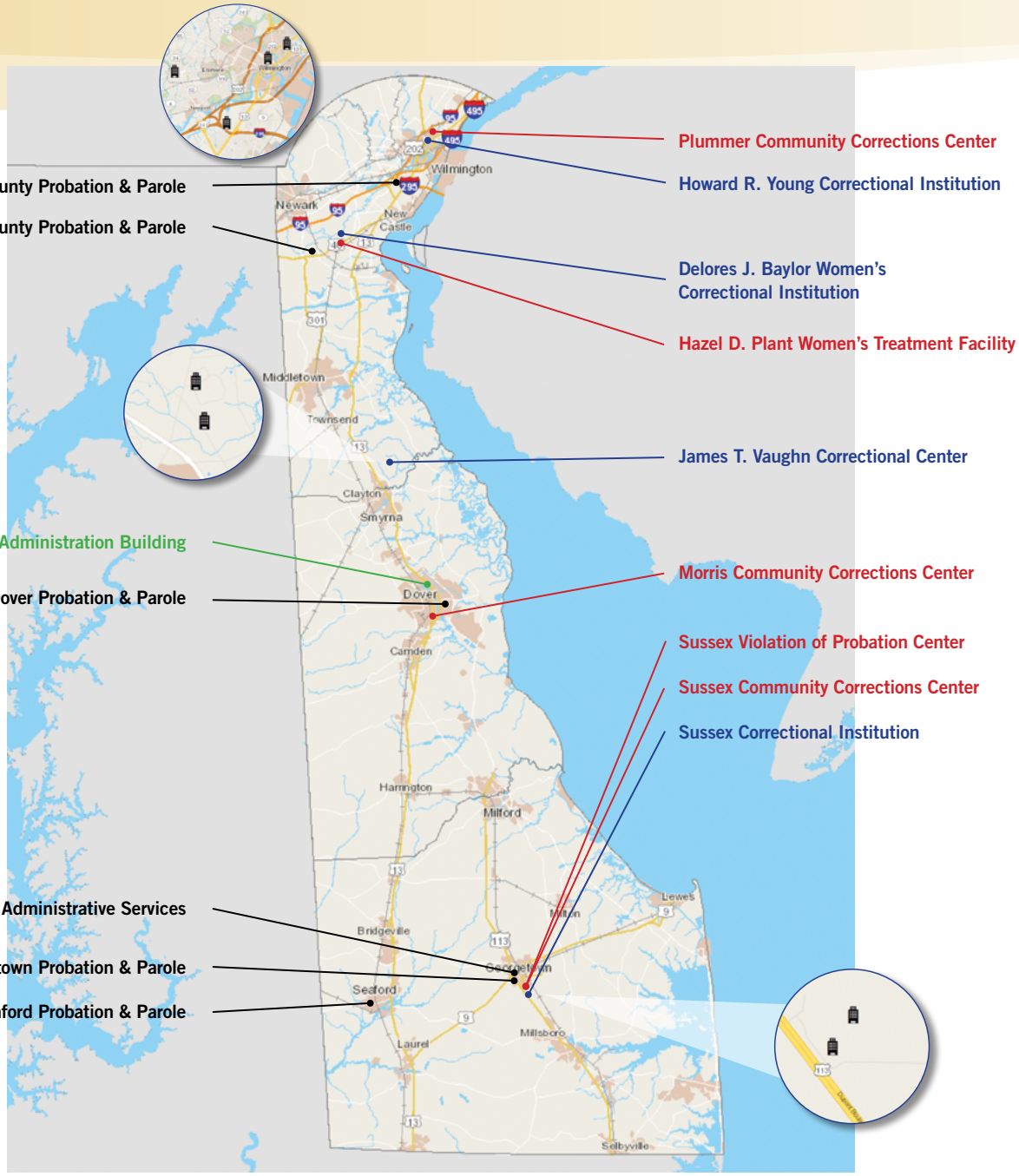

Number of Security Staff and Support Staff			
Security Staff Total Numbers per FY as of June 30th			Support Staff
	Correctional Officers	Probation Officers	
2015	1,710	261	
2016	1,698	256	
2017	1,602	258	
2018	1,631	304	414
2019	1,753	302	357

Total CO Positions Filled on June 30th of each FY

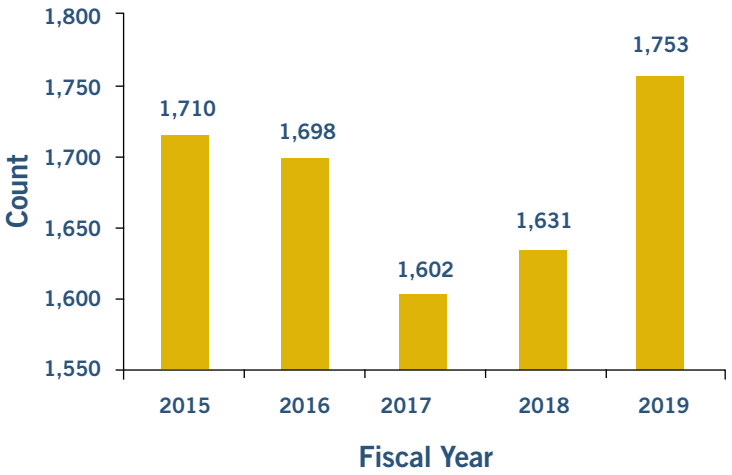

Department of Correction K-9 handlers and their dogs earn Contraband Dog Certification by the United States Police Canine Association (USPCA), March 2019.

DDOC Employees complete Prison Stress Management and Resiliency Training, March 2019.

Total PO Positions Filled on June 30th of each FY

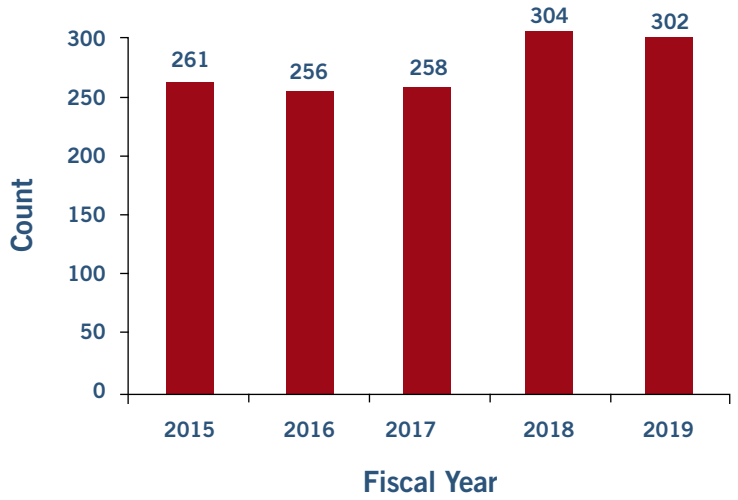

Security Staff and Support/ Non-Security Staff Demographics

Security Staff by Sex as of June 30, 2019			Support Staff
	Correctional Officers	Probation Officers	
Male	1,407	174	95
Female	346	128	262
Total	**1,753**	**302**	**357**

Security Staff Race/Ethnicity as of June 30, 2019			Support Staff
	Correctional Officers	Probation Officers	
White	965	231	237
Black	630	46	93
Hispanic/Latino	86	16	8
Multiracial	43	7	10
Asian/Pacific Islander	20	0	7
American Indian/ Alaskan Native	9	2	2
Total	**1,753**	**302**	**357**

Department of Correction Officers complete FBI LEEDA Training (Law Enforcement Executive Development Association), April 2019.

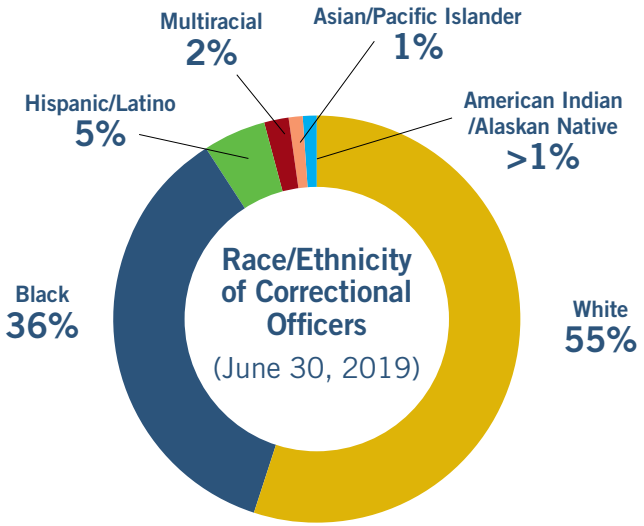

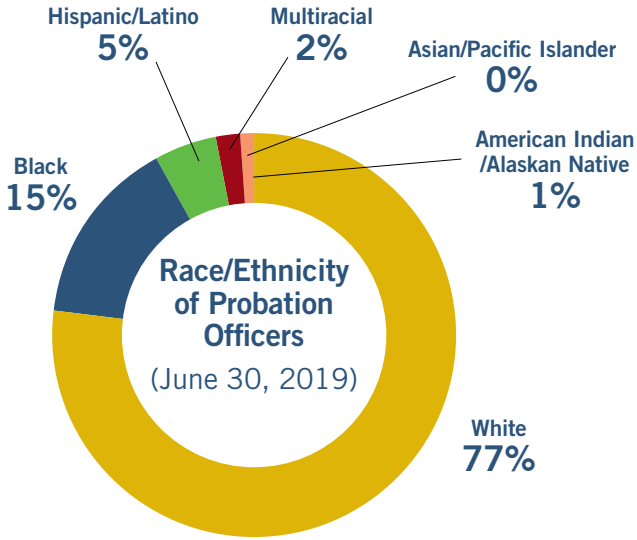

Workforce Profile

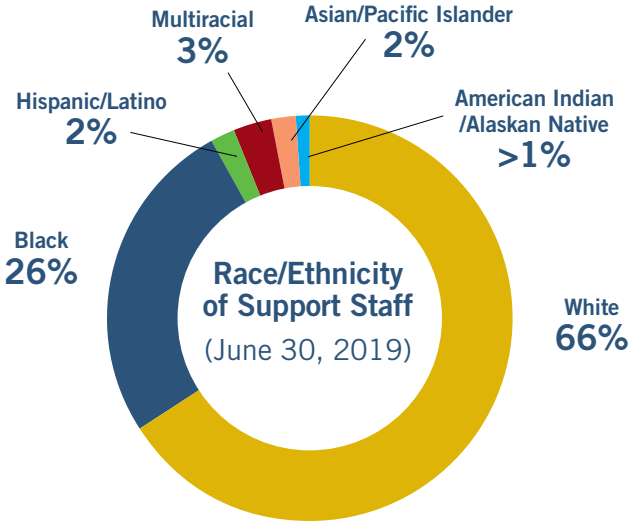

Most Correctional Officers and Probation Officers are male, 80% and 57%, respectively. The majority of both Correctional and Probation Officers are White (55% and 77%, respectively), followed by Black (36% and 15%, respectively). Fewer than 9% of Correctional Officers and Probation Officers were Asian/Pacific Islander, Hispanic/Latino, or American Indian/Alaskan Native. Support/Non-Security Staff which includes both non security staff at Level V and Level IV facilities, along with Probation and Parole offices and the Department's Central Administration building are predominately White (66%), 26% Black, and less than 8% of staff are Hispanic/Latino, Multiracial, Asian/Pacific Islander, or American Indian/Alaskan Native.

2018 DDOC Employees of the Year, presented in June 2019.

Connections Community Support Programs Staff Demographics

Connections Staff by Sex as of June 30, 2019		
	Behavioral Health	Medical
Male	75	70
Female	153	290
Total	**228**	**360**

Connections Staff Race/Ethnicity as of June 30, 2019		
	Behavioral Health	Medical
White	78	182
Black	127	151
Hispanic/Latino	8	5
Multiracial	6	7
Asian/Pacific Islander	2	11
Other	2	2
Unknown	5	2
Total	**228**	**360**

Overall, Connections' staff are mostly female (75%) with 25% male. Behavioral Health staff are mostly Black (56%) with 34% White, 3% Hispanic/Latino, 3% Multiracial and the remaining 4% are Other or Unknown. Medical Staff are mostly White (51%), with 42% Black, 3% Asian/Pacific Islander, and 4% Hispanic/Latino, Multiracial, Other or Unknown.

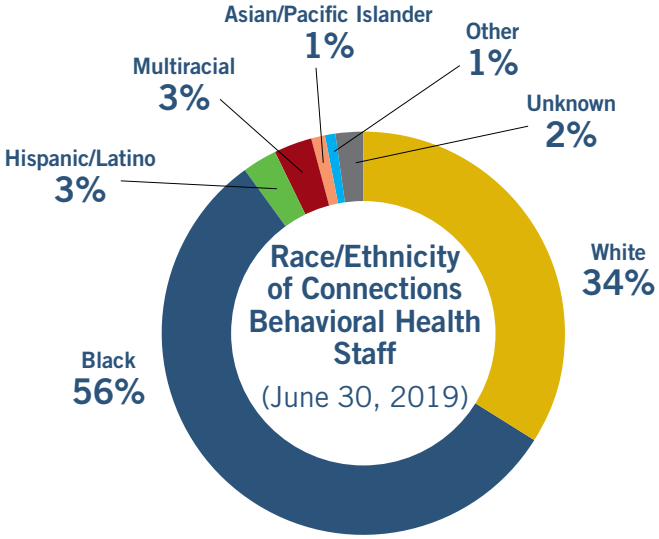

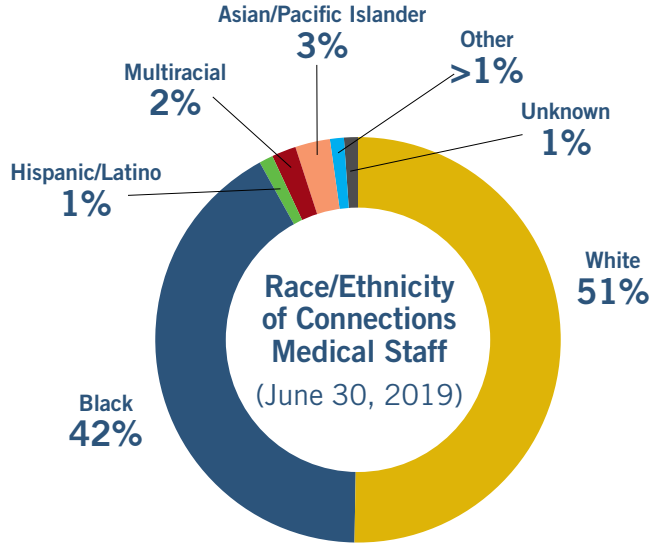

DDOC Continues Path to Having All Correctional Facilities Accredited

Corrections departments nationwide participate in American Correctional Association (ACA) accreditation to standardize industry best practices. FY 19 was a busy year for ACA accreditation audits in Delaware. Three audits yielded first-time accreditations: Baylor Women's Correctional Institution, Plummer Community Corrections Center, and the Employee Development Center (EDC, which includes the Steven R. Floyd, Sr. Training Academy). Five audits conferred re-accreditation: Central Administration, Sussex Correctional Institution, Sussex Work Release, Sussex Violation of Probation Center, and Probation & Parole. Re-accreditation is due every three years.

Employee Development Center, Administration Building Accreditation, August 2019.

Audits generally last a week and include complete facility inspections, documentation reviews, and staff interviews by external auditors. They are facilitated by subject matter experts for each facility, including direct service providers, security staff, maintenance personnel, and representatives from the Planning, Research, and Reentry Office in the Office of the Commissioner.

The EDC accreditation was a large-scale endeavor for a small staff of instructors and special operations personnel led by Trainer/Education Joseph Sheridan. It involved reviewing comprehensive training plans for all staff (which are subject to approval by labor unions), compliance standards for weapons, occupational safety and health standards, and a full curriculum review for new officer training. The culmination was EDC accreditation in Minneapolis in August 2018.

Plummer Community Corrections Center, Accreditation Audit.

Baylor Women's Correctional Institution, Accreditation Audit Kickoff.

Trainer/Educator Joseph Sheridan provides auditors a tour of the Employee Development Center.

Delaware Correctional Reentry Commission Launches to Coordinate Prisoner Reentry Improvements

Ninety-eight percent incarcerated persons return to the community in the State of Delaware. Executive Order 27, issued December 2018, established the Delaware Correctional Reentry Commission (DCRC). The DCRC consists of an oversight committee which reports to the Governor's office, and seven subcommittees to include members of State Departments of Correction, Education, Labor, State Housing Authority, Courts, and community stakeholders from fields including behavioral health, data analytics, case management, and community support providers. The oversight committee administers the implementation of the state's comprehensive reentry initiatives and ensures services align with evidence-based practices (EBP).

Each of the subcommittees is responsible for objectives unique to its discipline. Deliverables of the employment subcommittee are to increase prison employment training and educational opportunities, increase workforce development, and work with employers to increase employment opportunities. The education subcommittee deliverables are to provide assessment for academic and/or vocational needs, and explore increased access to learning through college courses and distance learning opportunities. The deliverables of the housing subcommittee are to assess vulnerability for homelessness and avoid, whenever possible, releasing to homelessness by providing a sustainable housing plan for the first 90-days post release; and to improve family reunification by committing to expand affordable housing for formerly incarcerated persons through public housing authorities.

The behavioral health subcommittee's deliverables are to ensure programs providing substance-use disorder (SUD) and co-occurring mental health treatment adhere to evidence-based practices and provide a continuum of care from the prison to the community. A data analytics goal is to increase transparency and improve communications among reentry stakeholders by improving data access and sharing protocols.

Deliverables of the case management committee are to reduce duplication and inefficiencies by creating a database to share participant information and to develop a process to enroll returning citizens in Medicaid or other forms of applicable assistance. The communities of support subcommittee deliverables are to engage with community partners to ensure partners are familiar with EBP's and to assess gaps in reentry services offered in the community and propose solutions.

The day to day work of making systemic improvements to the prisoner reentry experience at the Department of Correction is supervised by the Director of Reentry in the Office of the Commissioner and a multi-disciplinary reentry team for each county. The three multi-disciplinary reentry teams work with incarcerated individuals pre-release. The teams are composed of an In-Reach coordinator (Probation Officer), DDOC counseling staff, and contracted medical and behavioral health providers. Following the EBP of targeting resources to those most in need, reentry participants assessed to be moderate to high risk receive enhanced reentry services. Reentry teams meet monthly to review needs and develop individualized transition from prison to community plans that include connecting to additional substance use and/or behavioral health supports, housing stabilization, educational/vocational services, and social service benefits. A primary goal of the reentry teams is to reduce barriers for returning citizens.

The multi-disciplinary reentry team In-Reach coordinators meet with reentry participants either individually or at monthly workshops held at each of the institutions. The workshops provide a series of engaging, dynamic sessions that through information, exercises and skill building prepare returning citizens to re-engage in their communities and empower them to be in charge of their successful reentry.

BOP operates three male and one female Level V facilities. The four prison facilities house both sentenced inmates and offenders held in detention awaiting trial, hearing or sentencing.

Level V Total Prison Population Continues Steady Decline

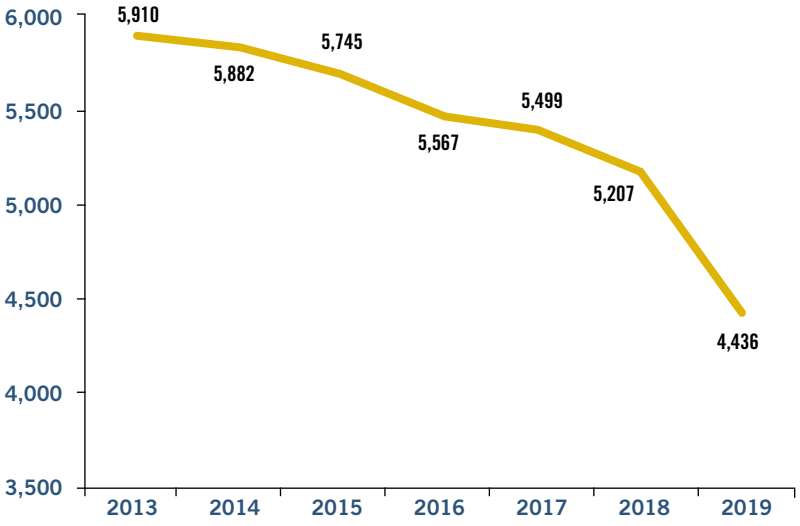

Level V Admissions and Releases

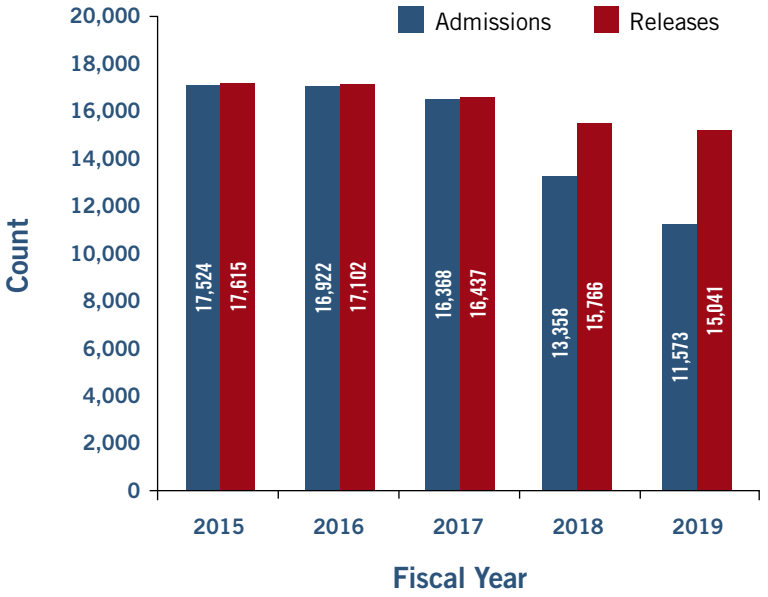

Admissions to Level V facilities decreased by 13.4% from FY 18 to FY 19. Releases from Level V facilities decreased 4.6% from FY 18 to FY19.

Level V Admissions and Releases[2]					
	2015	2016	2017	2018	2019
Admissions	17,524	16,922	16,368	13,358	11,573
Releases	17,615	17,102	16,437	15,766	15,041

2 Admissions exclude transfers to other DDOC facilities (other than P&P), but this category does not exclude transfers to the Delaware Psychiatric Center, those with a status of Interstate Agreement on Detainer, and those with a status of Agreement to Return. These individuals can be counted more than once in a fiscal year due to different transfer codes that allow for back and forth travel without a break in the offenders' records.

Average length of stay (in Months) at Level V for Offenders Released in each Fiscal Year for Prison Sentences					
	2015	2016	2017	2018	2019
Prison[3]	30.53	29.03	27.77	33.59	38.67

3 Delaware does not have prisons separate from jails. The distinction of "prison" includes offenders with overall Sentence Length > 1 year

Bureau of Prisons (BOP)

Average Length of Stay (in Months) at Level V for Prisoners Released in each FY

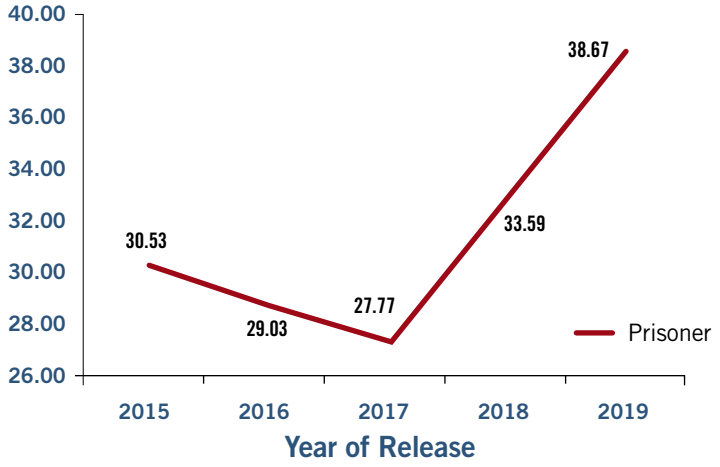

Average Length of Stay (in Months) at Level V for Jail Inmates & Detentioners Released in each Fiscal Year					
	2015	2016	2017	2018	2019
Jail[4]	0.87	0.87	0.90	1.81	2.29
Detention	1.07	1.03	1.00	1.12	0.90

4 Jail includes offenders with overall Sentence Length of 1 year or less. Delaware does not have prisons separate from jails. The distinction of "prison" inmate versus "jail" inmate is used here only to distinguish between a sentence of less than or more than a year in duration.

Average Length of Stay (in Months) at Level V for Jail Inmates & Detentioners Released in each FY

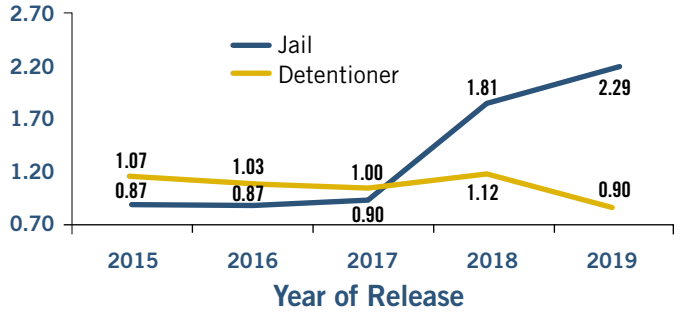

Level V Population by Facility on June 30th of each Fiscal Year					
	2015	2016	2017	2018	2019
BWCI	404	394	389	317	317
HRYCI	1,675	1,658	1,600	1,617	1,351
JTVCC	2,515	2,385	2,373	2,197	1,749
SCI	1,151	1,130	1,138	1,076	1,019
Total	**5,745**	**5,567**	**5,500**	**5,207**	**4,436**

Level V Population by Facility (June 30th of Each FY)

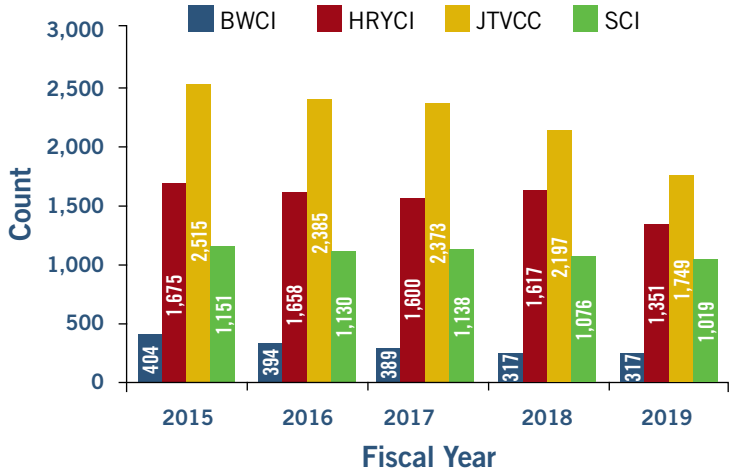

Level V Population by Sentence Type on June 30, 2019	
	Count
< = 1 Year	365
> 1 Year	2,813
Detentioner	805
Indefinite	20
Life	426
Other[5]	7
Total	**4,436**

5 The "Other" category includes miscellaneous sentences such as Federal sentences.

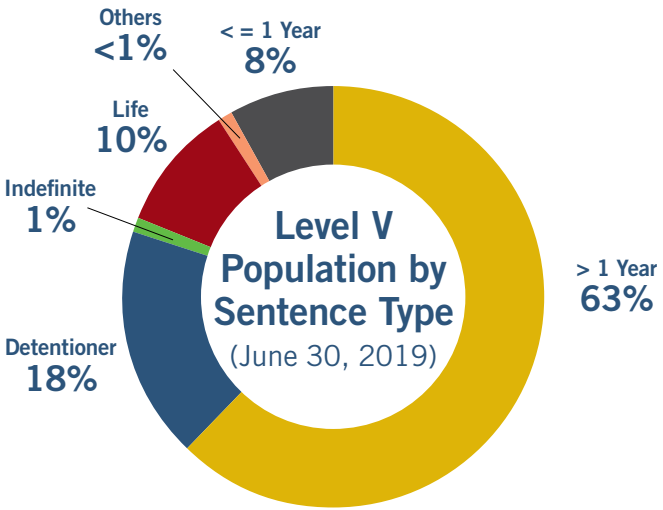

On June 30, 2019, the total population residing in Delaware's Level V facilities was 4,436. Prison, or those sentenced to more than 1 year, sentences accounted for 63% of inmates. Offenders serving 1 year or less, or Jail sentences, made up 8% of the population. The remaining 29% of the population was made up of detainees, those individuals awaiting trial or sentencing (18%), Life sentences (10%), Indefinite sentences (0.1%) and Other sentences (0.15%).

Level V Population by Sex on June 30, 2019	
	Count
Male	4,119
Female	317
Total	**4,436**

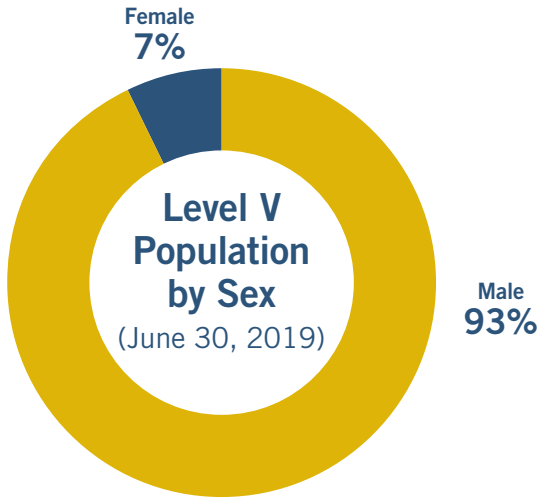

The majority of the Level V population is Male (93%) with only 7% of the population being Female.

Level V Population by Race/Ethnicity on June 30, 2019	
	Count
Black Inmates	2,683
White Inmates	1,535
Hispanic or Latino Inmates	213
Asian/Pacific Islander Inmates	5
Total	**4,436**

Bureau of Prisons (BOP)

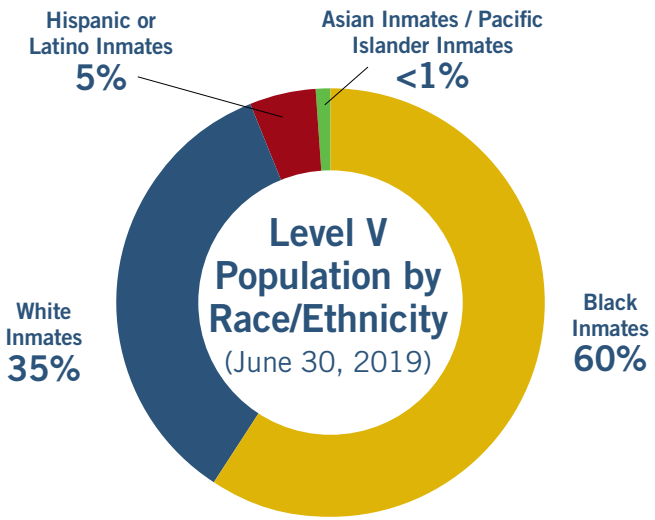

Age of Level V Population on June 30, 2019	
	Count
Under 18	8
18-20	167
21-25	535
26-30	756
31-35	714
36-40	624
41-45	407
46-50	350
51-55	335
56-60	255
61-65	151
66-70	67
71-75	43
76 and older	24
Total	**4,436**

The Level V offender population is mostly Black (60%), while 35% of offenders are White and 5% are Hispanic. Less than 1% each are Asian/Pacific Islander.

Fewer than 1% of inmates are under the age of 18, 3.8% are age 18-20; 12.1% are age 21-25; 17.0% are age 26-30; 16.1% are age 31-35; 14.1% are age 36-40; 9.2% are age 41-45; 7.9% are age 46-50; 7.6% are age 51-55; 5.8% are age 56-60; 3.4% are age 61-65; 1.5% are age 66-70; fewer than 1% are age 71-75; and fewer than 1% are 76 or older. Just over 50% of the Level V population is between 18 and 35, with 33% between 26 and 35. Less than 3% of the Level V population is over the age of 60.

Population by Age Range for Level V (June 30, 2019)

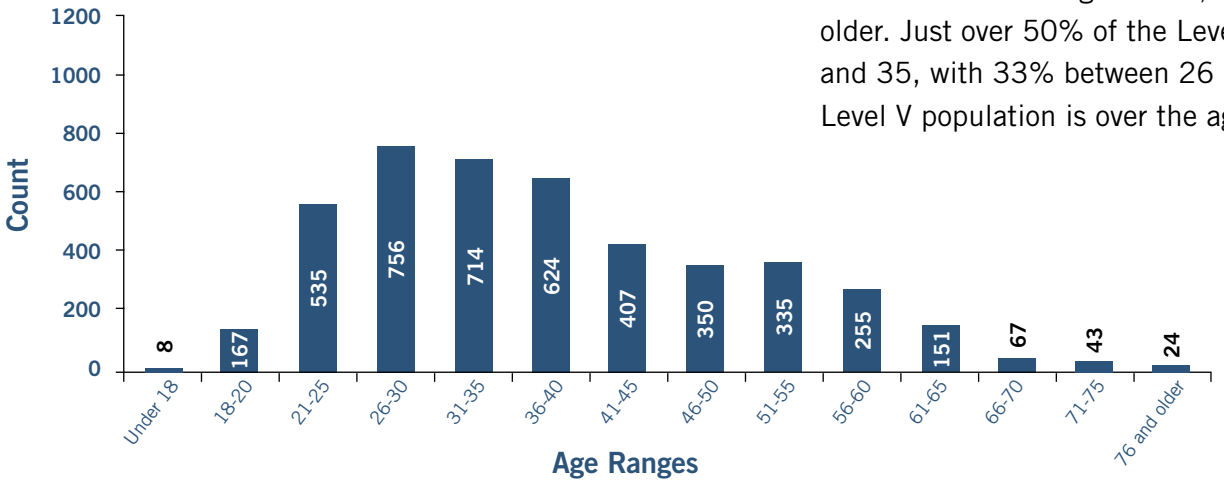

Lead Charges by Supervision Level (June 30, 2019)

Lead Charges		Level V (Number)	Level V (Percent)	Level IV (Number)	Level IV (Percent)
	Total	**4436**	**100%**	**665**	**100%**
Violent		1,766	39.8%	69	1.0%
	Murder	388	8.7%	1	0.2%
	Manslaughter	83	1.9%	4	0.6%
	Rape/Sexual Assault	420	9.5%	8	1.2%
	Other Sex Offenses[6]	142	3.2%	2	0.3%
	Robbery	467	10.5%	29	4.4%
	Aggravated/Simple Assault	176	4.0%	18	2.7%
	Kidnapping	23	0.5%	0	0.0%
	Other Violent	67	1.5%	7	1.1%
Property		218	4.9%	46	6.9%
	Burglary	179	4.0%	34	5.1%
	Larceny Theft	35	0.8%	10	1.5%
	Fraud	0	0.0%	1	0.2%
	Other Property	4	0.1%	1	0.2%
Drug		374	8.4%	81	12.2%
	Drug Possession	9	0.2%	2	0.3%
	Drug Trafficking	362	8.2%	78	11.7%
	Other Drug	3	0.1%	1	0.2%
Public Order		1,268	28.6%	369	55.5%
	Weapons	586	13.2%	32	4.8%
	Driving Under the Influence	151	3.4%	7	1.1%
	Violation of Probation/Parole	438	9.9%	315	47.4%
	Other Public Order	93	2.1%	15	2.3%
Other/Unspecified		5	0.1%	10	1.5%
Detentioners		805	18.1%	90	13.5%

6 Previous versions of this report categorized other violent sexual offenses, which were not rape/sexual assault as "Other." In this report, those lead charges have been categorized as "Other Sexual Offenses."

Bureau of Prisons (BOP)

Lead Charges by Supervision Level on June 30, 2019		
	Level V	Level IV
Violent	1,766	69
Property	218	46
Drug	374	81
Public Order	1,268	369
Other/Unspecified	5	10
Detentioners	805	90

Lead Charges by Supervision Level (June 30, 2019)

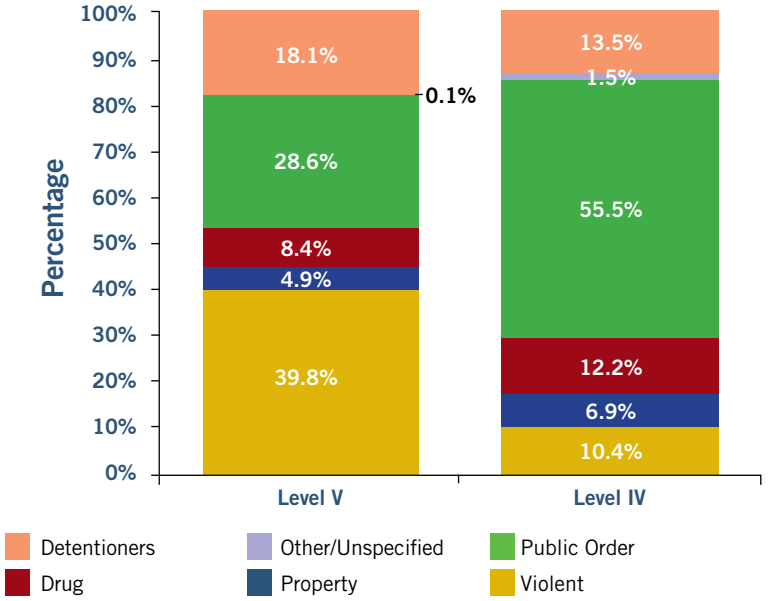

Almost 40% of offenders at Level V on June 30, 2019 were there for a Violent crime as the lead charge in his/her sentenced term. Just over a quarter (28.6%) had a Public Order offense, 8.4% a Drug Offense and 4.9% had a Property offense as his/her lead sentenced offense. The detention population, which includes offenders waiting trial, offenders found guilty but awaiting sentencing, and offenders held for Violation of Probation hearings was 18.1% of the total Level V population and 13.5 % of the total Level IV population. The majority of offenders at a Level IV facility on June 30, 2019 had a Public Order Offense as his/her lead sentenced charge (55.5%), and of those Public Order Offenses, Violation of Probation was the largest group (47.4%). The remaining Level IV population were at Level IV for a Violent Crime (10.4%), while 12.2% had a Drug crime and 6.9% had a Property offense.

LSI-Rs Administered at Level V by Score during FY 19	
High	589
Moderate	708
Low	158
Total	**1,455**

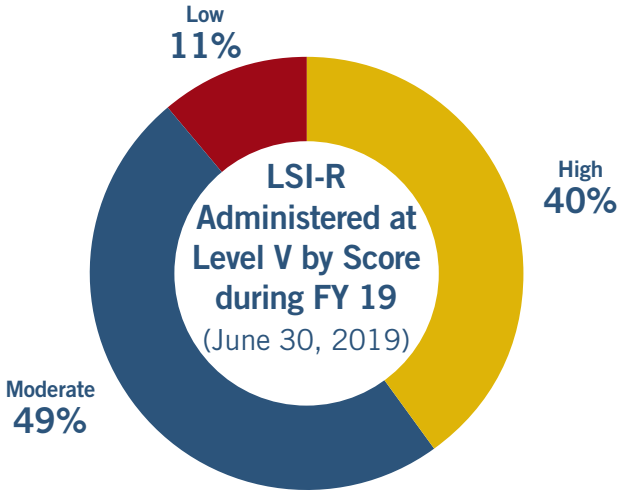

The Department administered 1,455 Level of Service Inventory-Revised (LSI-R) offender assessments in FY 19 at Level V. Inmates are assessed with the LSI-R if they are sentenced to a period of one year or more at a Level V facility. Of these completed assessments, the majority scored in the high or moderate categories, 40% and 49% respectively. Only 11% scored low risk.

Prison Education Successful Completions FY15-FY19[7]					
	2015	2016	2017	2018	2019
GED	57	128	110	97	147
High School	33	31	34	33	39
Life Skills	249	187	376	280	418
Vocational	1,106	1,228	1,590	1,177	1,265

7 Data obtained from Delaware Department of Education, Adult Prison Education Department

Prison Education Successful Completions FY15-FY19

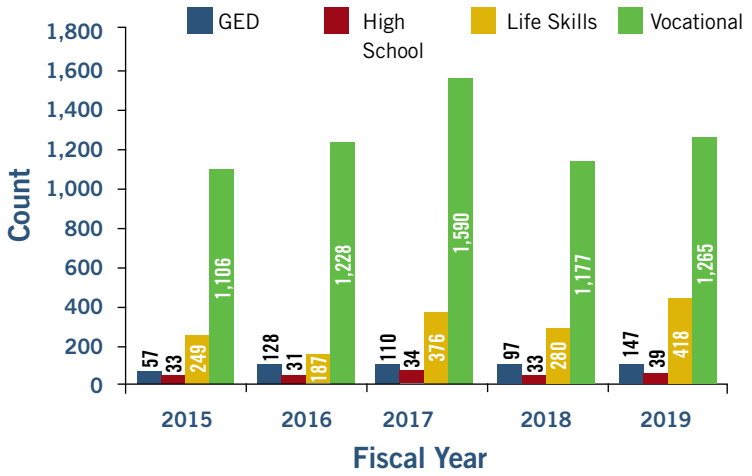

Successful completions of courses offered by the Department of Education has seen a continual increase since 2015, falling only in FY 16 and FY 18 before increasing again in FY 19.

Inmates with Disabilities

The Department had 146 persons with physical disabilities in custody during fiscal year 2019 at Level V. Physical disabilities are either disclosed by an offender or visibly diagnosed by a clinician. Of those in custody with physical disabilities during fiscal year 2019, 47% of those were in HRYCI, 29% at SCI, 14% at JTVCC, and 10% at BWCI.

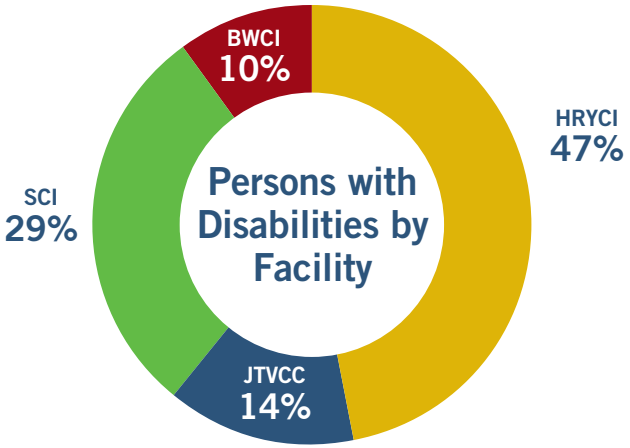

Offenders with a Physical Disability during FY19					
	BWCI	HRYCI	JTVCC	SCI	Total
Hearing Impaired	4	7	5	8	24
Deaf	3	5	0	5	13
Blind	1	6	1	7	15
Legally Blind	1	4	1	3	9
Mobility Impaired Permanent	2	21	7	14	44
Mobility Impaired Temporary	4	25	7	5	41
Total Persons with Disabilities	15	68	21	42	146

Provider Spotlight: *Connections Community Support Programs*
"Think Things Through" Program

In 2018, Delaware Department of Correction conducted a jurisdiction capacity analysis to see what the needs of sentenced offenders were versus the programming offered at the time. The comparison revealed a shortage of cognitive behavioral therapy to intervene in pro-crime thought and behavior. Connections Community Support Programs (CCSP), the current behavioral health provider, stepped up to assist with the need. Instructors attended train-the-trainer course for Cognitive Behavioral Interventions – Core Curriculum (CBI-CC), offered by the University of Cincinnati, to certify staff on teaching individuals to confront their own self-destructive patterns.

Instructor Brad Owens teaches CCSP staff CBI-CC fundamentals.

By early 2018, the curriculum was packaged into a program designed specifically for Delaware prisons: "Think Things Through," also termed "TTT" among staff. TTT is a six-month intensive course offered to individuals with a moderate or high risk to recidivate. It teaches participants to manage risk factors such as emotional regulation, behavior patterns, problem solving, and success planning.

The program, led by Brad Owens of CCSP, was taught as a stand-alone item in all four prisons, and then eventually implemented as part of the KEY and Crest substance abuse treatment programs. The progress and anecdotal success of TTT led to a research study by the University of Delaware scheduled to begin early FY 20. It is funded by the National Institute of Justice and seeks to assess the impact of cognitive behavioral programming on recidivism and institutional misconduct. It will compare participant surveys and completion rates, and track participants' recidivism outcomes.

CCSP Instructors prepare "teach-back" methods for curriculum in class.

CCSP staff from KEY and CREST substance use treatment programs were certified in CBI-CC in order to incorporate the training.

Bureau of Community Corrections (BCC)

BCC operates six Level IV correctional facilities (one coed; four male; one female); these house offenders serving court-ordered sentences at Level IV, Level V offenders classified by DDOC to a lesser security environment, and offenders who have violated their conditions of probation. Central Violation of Probation Center became inactive for use in December 2019.

Level IV Total Population Continues Steady Decline[8]

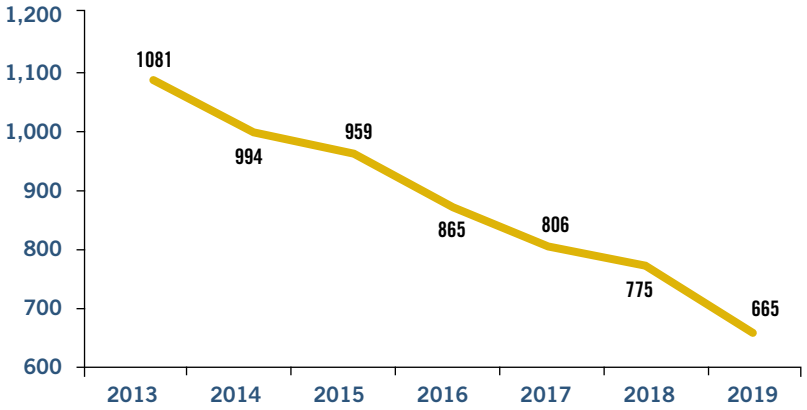

8 Snapshot Population Counts for Level IV on June 30th of each Fiscal Year.

Admissions and Releases					
	2015	2016	2017	2018	2019
Admissions	7,145	6,813	6,417	6,162	5,943
Releases	7,181	6,906	6,477	6,243	6,057

Level IV Admissions and Releases

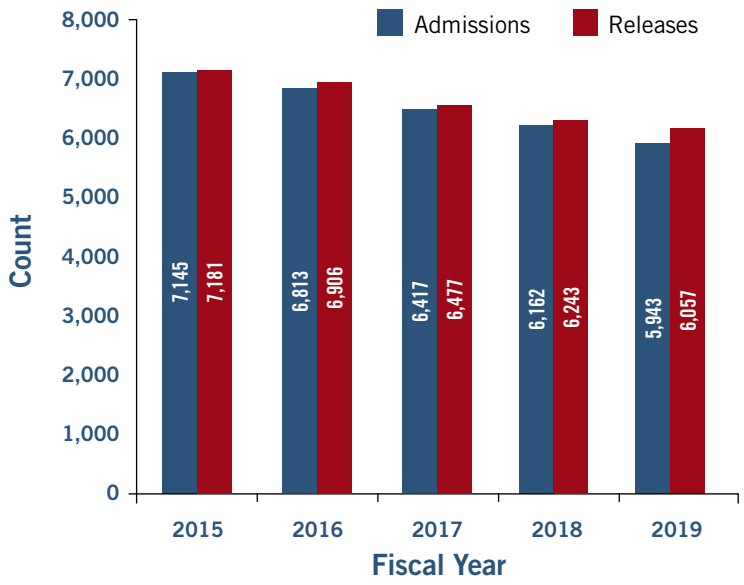

Admissions decreased 3.6% between FY18 and FY19, while releases also decreased 2.9% during the same time period.

Average Length of Stay (in Months) at Level IV for Inmates and Detentioners Released in each Fiscal Year					
	2015	2016	2017	2018	2019
Jail[9]	3.00	2.73	2.80	2.53	1.36
Prisoner[10]	5.60	5.57	6.13	4.46	6.39
Detentioner	0.57	0.57	0.50	0.46	0.56

9 Jail includes offenders with an overall sentence length of one year or less.
10Prison includes offenders with an overall sentence length of greater than 1 year.

Bureau of Community Corrections (BCC)

Average Length of Stay (in Months) at Level IV for Inmates and Detentioners Released in each FY

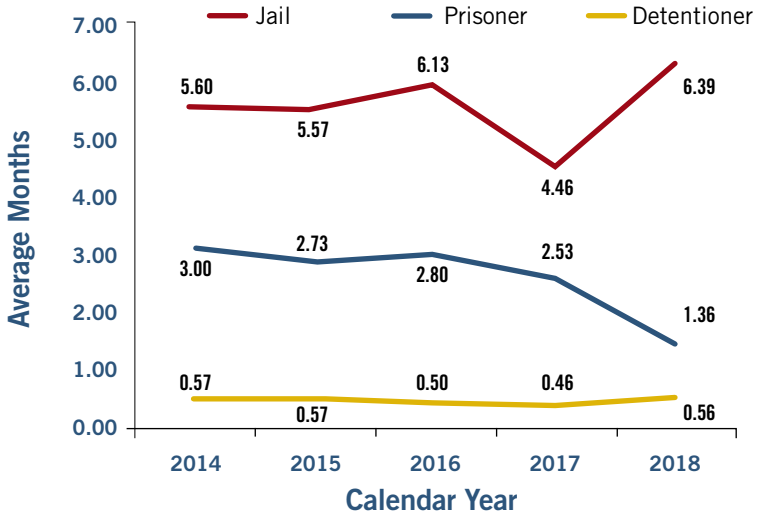

Level IV Population by Facility (June 30th of Each FY)

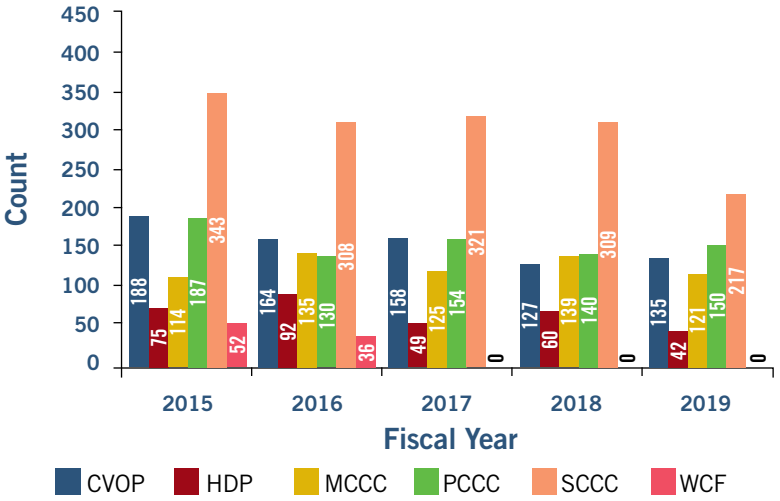

Level IV Population on June 30, 2019

On June 30, 2019, the total population residing in Delaware's Level IV facilities was 665. The majority of the population were serving sentences of a year or less (66.2%). The second highest category among the Level IV population was those serving sentences of a year or greater (19.2%). Detentioners made up 13.5% of the population.

Delaware's Level IV population identified as mostly Black (55%) or White (42%), with 3% Hispanic.

The Level IV population has experienced a steady decline over the last five Fiscal Years. Individual facilities have experienced a mix of increases and decreases.

Level IV Population by Facility on June 30th of each Fiscal Year

	2015	2016	2017	2018	2019
CVOP	188	164	158	127	135
HDP	75	92	49	60	42
MCCC	114	135	125	139	121
PCCC	187	130	154	140	150
SCCC	343	308	321	309	217
WCF	52	36	0	0	0
Total	**959**	**865**	**807**	**775**	**665**

Level IV Population by Sentence Type on June 30, 2019

	Count
< = 1 Year	440
> 1 Year	128
Detentioner	90
Indefinite	4
Others	3
Total	**665**

Bureau of Community Corrections (BCC)

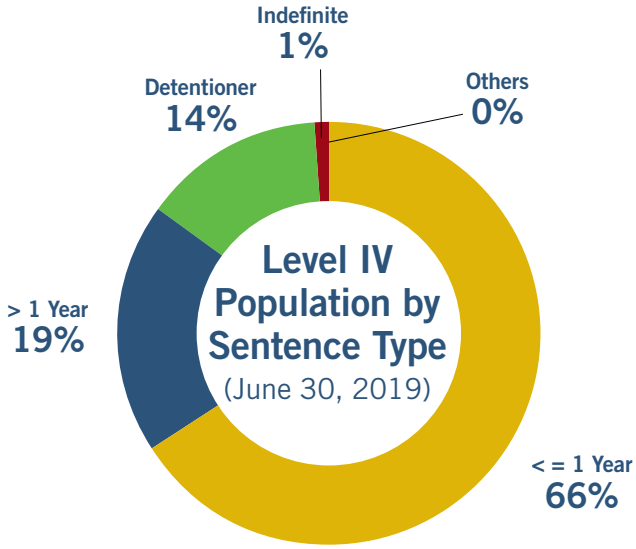

The Level IV population as of June 30, 2019 was 89% Male and 11% Female.

Level IV Population by Race/Ethnicity on June 30, 2019	
	Count
Black Inmates	366
White Inmates	279
Hispanic or Latino Inmates	20
Total	**665**

Level IV Population by Sex on June 30, 2019	
	Count
Male	590
Female	75
Total	**665**

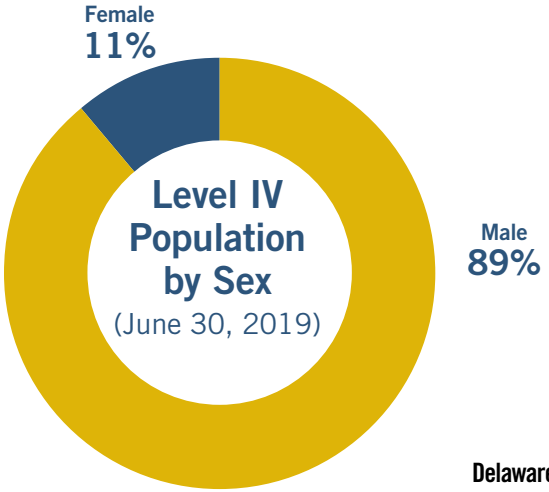

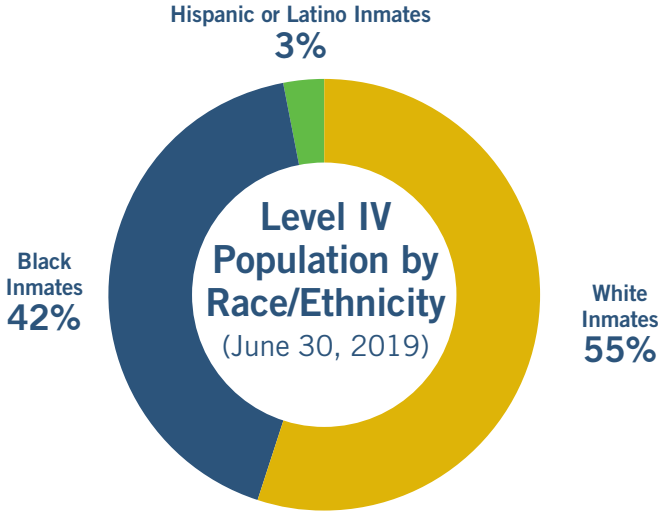

Bureau of Community Corrections (BCC)

Age of Level IV Population on June 30, 2019	
	Count
19-20	30
21-25	102
26-30	143
31-35	109
36-40	107
41-45	53
46-50	40
51-55	38
56-60	27
61-65	11
66-70	5
Total	**665**

Over 75% of the Level IV population was between 19 and 50 years old on June 30, 2019. Just over 4.5% were age 19-20; 15.3% were age 21-25; 21.5% were age 26-30; 16.4% were age 31-35; 16.1% were age 36-40; 7.9% were age 41-45; 6.0% were age 46-50; 5.7% were age 51-55; 4.1% were age 56-60; and 2.3% were ages 61 and older.

LSI-Rs Administered at Level IV by Score during FY 19	
High	513
Moderate	223
Low	23
Total	**759**

Population by Age Range for Level IV (June 30, 2019)

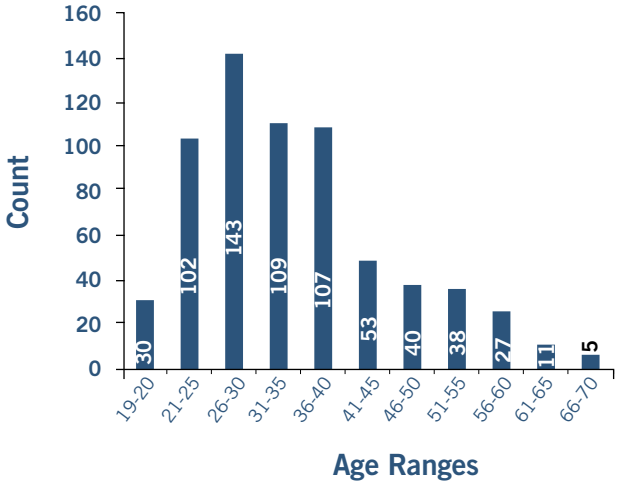

Just over 750 LSI-R assessments were administered to those serving a sentence at a Level IV facility in FY19. Of these completed assessments, the majority scored in the high or moderate categories, 68% and 29%, respectively. Only 3% scored low risk.

Bureau of Community Corrections Probation & Parole – Levels III, II & I Probation, Electronic Monitoring, and Pretrial Services

Probation & Parole offender supervision begins upon completion of the incarcerated portion of a sentence or upon direct assignment by the courts to Levels III, II, and I. BCC supervises approximately 15,000 probationers within the community. Level IV Home Confinement is also monitored by Probation & Parole.

Probation & Parole, Home Confinement, and Pre-Trial Services Population Statistics

Probation and Parole Populations Levels III, II, I

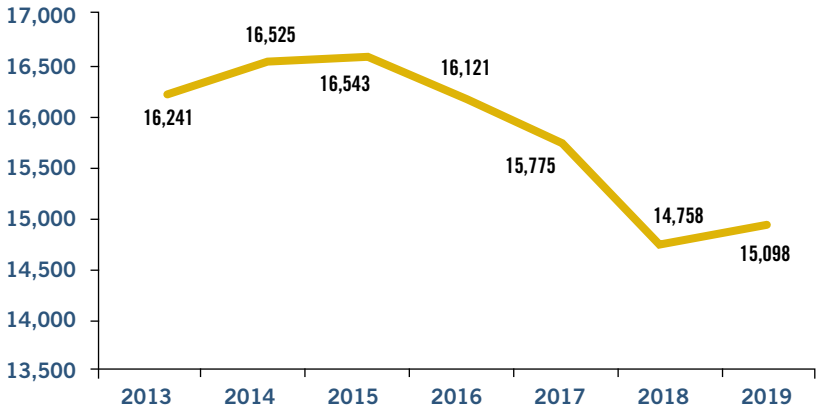

The division continues to expand the usage of Electronic Monitoring (EM) equipment. A variety of ankle-worn technology devices are deployed including: House Arrest Radio Frequency units, House Arrest Cellular units, Transdermal Alcohol Radio Frequency units, Transdermal Cellular units, and Global Positioning Satellite units. Electronic Monitoring is used for offenders on House Arrest, Tier 3 sex offenders, offenders sentenced to GPS monitoring, offenders who are court ordered to TAD (transdermal alcohol monitoring device), and defendants under Pre-Trial supervision where electronic monitoring is a condition of bail.

Probation and Parole Admissions and Releases by Fiscal Year					
	2015	2016	2017	2018	2019
Admissions	14,177	13,320	12,707	12,345	11,193
Releases	14,324	14,045	13,148	12,798	12,025

Admissions to Probation & Parole include new admissions from the street, Level IV, Level V, home confinement to DDOC district offices, and interstate compact. Admissions decreased 9.3% from FY 18 to FY 19. Releases from Probation & Parole include official discharges from P&P, not including those discharged due to technical violations or revocation due to a new offense. Releases from P&P also increased from FY 18 to FY 19 by 6%. Releases exceeded admissions for the last five fiscal years.

Bureau of Community Corrections Probation & Parole – Levels III, II & I Probation, Electronic Monitoring, and Pretrial Services

P&P Admissions and Releases

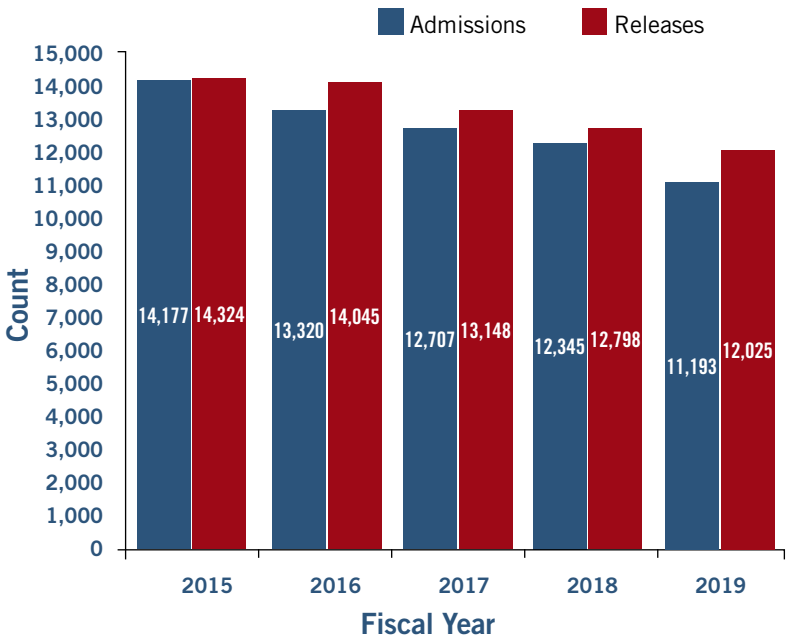

P&P and HC Populations (June 30th of Each FY)

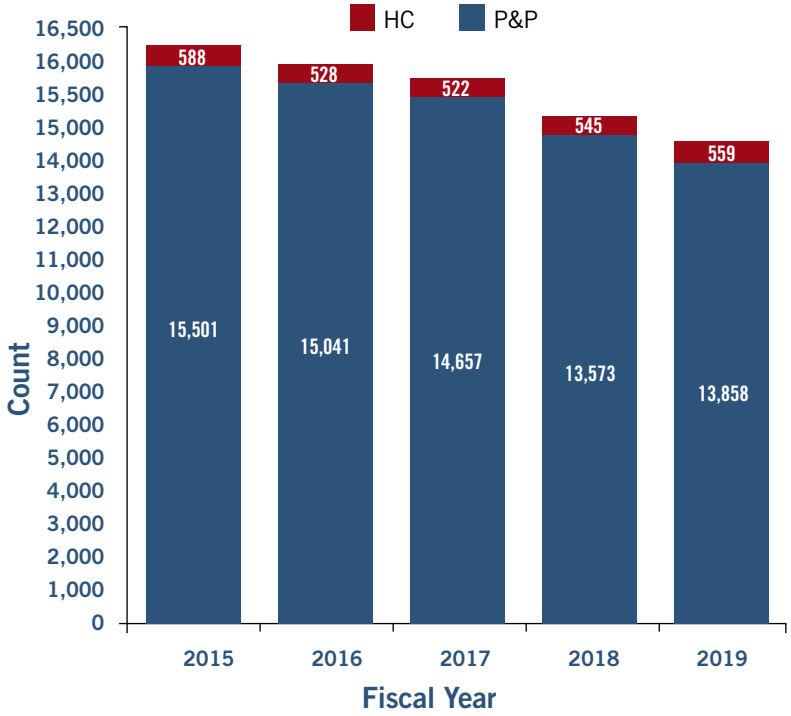

P&P, HC, and PTS Populations on June 30th of each Fiscal Year					
	2015	2016	2017	2018	2019
P&P	15,501	15,041	14,657	13,573	13,858
HC	588	528	522	545	559
PTS	454	552	596	640	681
Total	**16,543**	**16,121**	**15,775**	**14,758**	**15,098**

Probation and Parole populations have steadily declined since 2015. Home Confinement populations declined from 2015 to 2017, and although the population increased slightly from June 30, 2018 to June 30, 2019, the Home Confinement population has decreased 4.9% since 2015.

Bureau of Community Corrections Probation & Parole
– Levels III, II & I Probation, Electronic Monitoring, and Pretrial Services

Pretrial Services Populations (June 30th of Each FY)

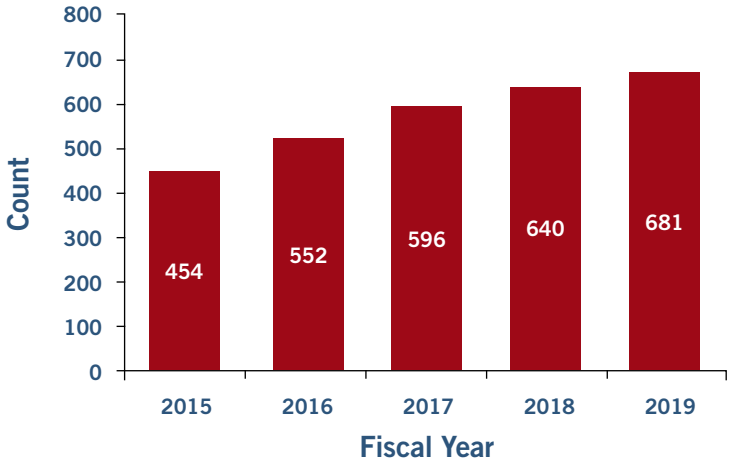

Pre-Trial Services has experienced a steady increase in its supervised population. Since 2015, there has been a 150% increase in the number of supervised defendants.

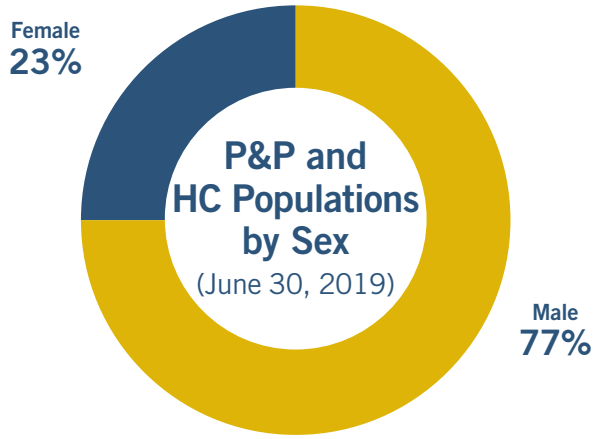

The Probation and Parole and Home Confinement populations as of June 30, 2019 were 77% male and 23% female.

Total Population for June 30, 2019	
P&P	13,858
HC	559
PTS	681

Populations by Sex on June 30, 2019				
	Count for P&P	Count for HC	Total	Count for PTS
Male	10,552	502	**11,054**	547
Female	3,306	57	**3,363**	134
Total	**13,858**	**559**	**14,417**	**681**

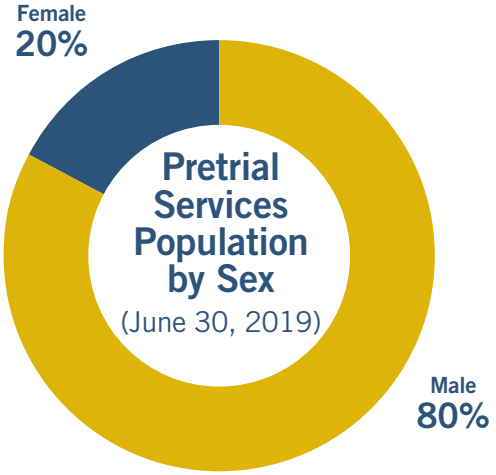

Bureau of Community Corrections Probation & Parole – Levels III, II & I Probation, Electronic Monitoring, and Pretrial Services

Populations by Race/Ethnicity on June 30, 2019				
	Count for P&P	Count for HC	Total	Count for PTS
White	7,007	289	**7,296**	225
Black	5,972	255	**6,227**	426
Hispanic or Latino	835	14	**849**	28
Asian/Pacific Islander	39	0	**39**	2
Native American/ Alaskan	3	1	**4**	0
Unknown	**2**	**0**	**2**	**0**
Total	**13,858**	**559**	**14,417**	**681**

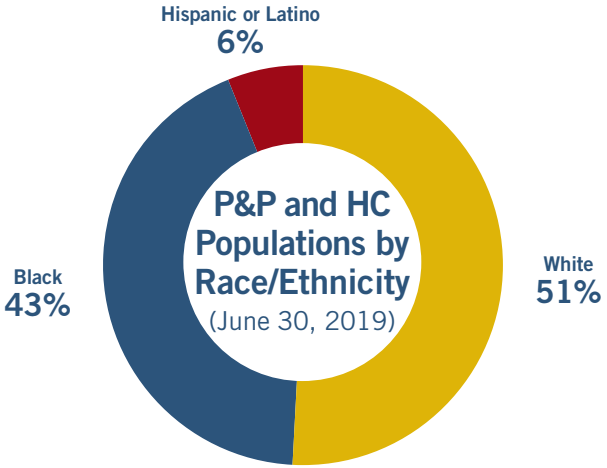

51% of Delaware's P&P and HC populations identified as White, 43% identified as Black, and 6% identified as Hispanic. Less than 1% identified as Native American/ Alaskan, Asian/Pacific Islander, or Unknown.

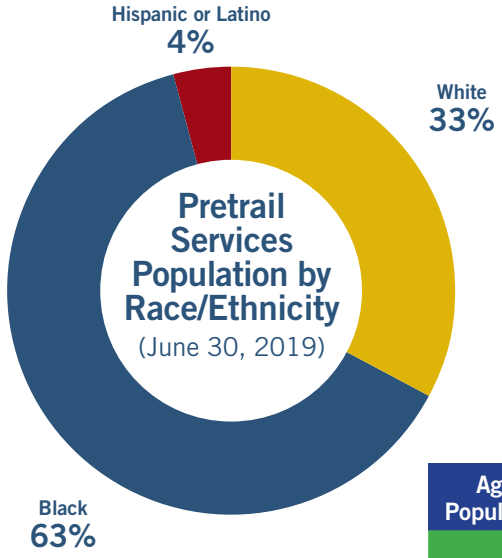

The majority of the Pretrial Services population on June 30, 2019 identified as Black (63%), 33% identified as White, and 4% identified as Hispanic or Latino. Less than 1% identified as Asian/Pacific Islander.

Age of P&P, HC and PTS Populations on June 30, 2019	
	Count
Under 18	2
18-20	284
21-25	1,814
26-30	2,766
31-35	2,492
36-40	2,207
41-45	1,523
46-50	1,290
51-55	1,104
56-60	866
61-65	416
66-70	188
71-75	94
76 and older	52
Total	**15,098**

Bureau of Community Corrections Probation & Parole
– Levels III, II & I Probation, Electronic Monitoring, and Pretrial Services

Population by Age Range for P&P, HC, and PTS (June 30, 2019)

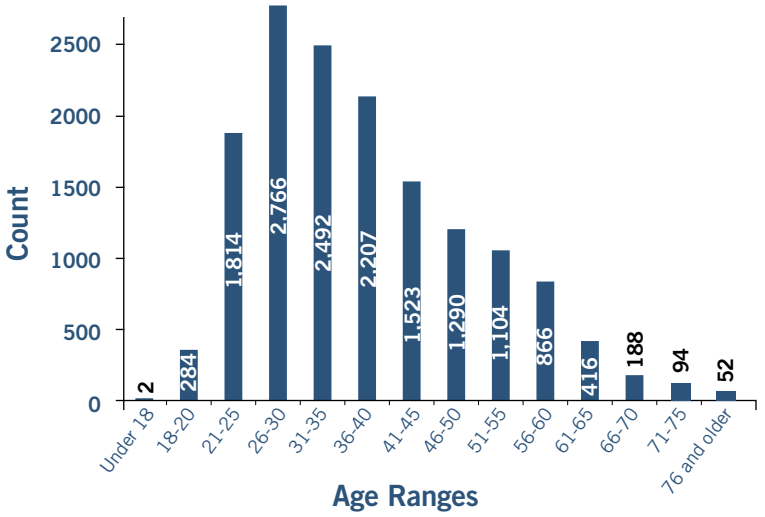

Probationers, individuals on home confinement, and individuals being supervised by the Pretrial Services Unit were the following ages on June 30, 2019: fewer than 1% are under 18 ; 1.9% were age 18-20; 12.0% were age 21-25; 18.3% were age 26-30; 16.5% were age 31-35; 14.6% were age 36-40; 10.1% were 41-45; 8.5% were age 46-50; 7.3% were age 51-55; 5.7% were 56-60; 2.8% were 61-65; 1.2% were age 66-70; and fewer than 1% were age 71 and older.

LSI-Rs Administered at P&P by Score during FY 19	
High	1,563
Moderate	2,119
Low	693
Total	**4,375**

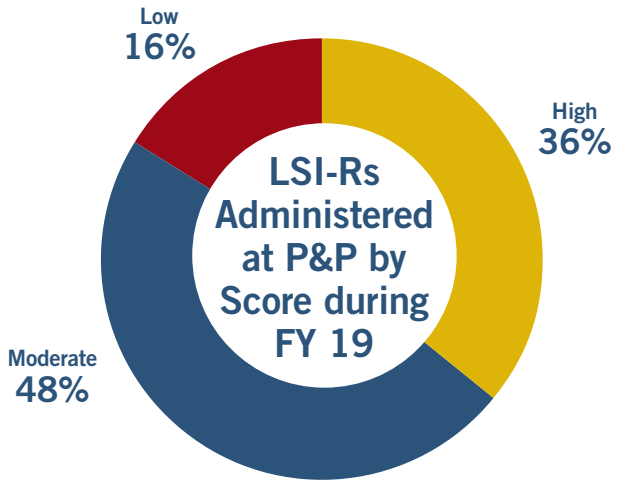

4,375 LSI-R assessments were administered in FY19 to those serving a sentence on either Level II or III probation. Of these completed assessments, the majority scored in the moderate or high categories, 48% and 36% respectively, and 16% scored low risk.

Bureau of Community Corrections Probation & Parole
– Levels III, II & I Probation, Electronic Monitoring, and Pretrial Services

Electronic Monitoring Statistics

Offender Population Electronic Monitoring on June 30th of Each Fiscal Year					
	2015	2016	2017	2018	2019
Total	681	656	675	714	749

Electronic Monitoring is used for offenders on House Arrest, Tier 3 sex offenders, and offenders who are court ordered to TAD (transdermal alcohol monitoring device). Electronic Monitoring has experienced a 6.3% increase in its supervised population in the last fiscal year.

Electronic Monitoring Population (June 30th of Each FY)

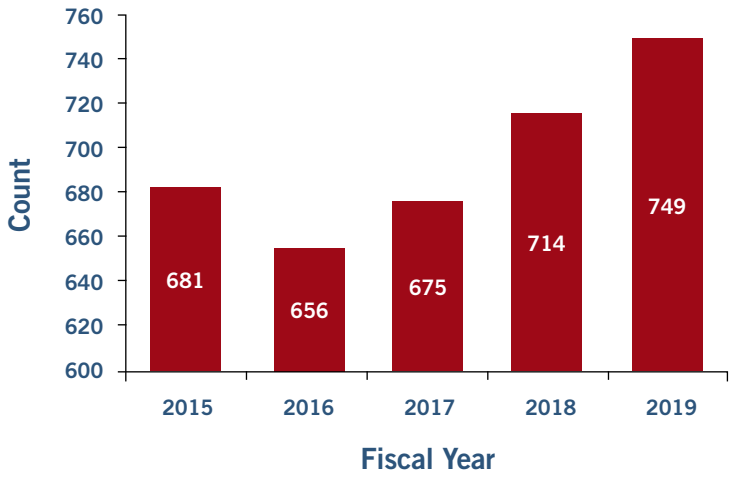

Bureau of Community Corrections Spotlight: Effective Practices in Community Supervision (EPICS)

Twenty-four Delaware Probation and Parole officers graduated from the Effective Practices in Community Supervision (EPICS) training on May 2, 2019. The training occurred over the course of six months and included attendance at monthly "booster" sessions with the submission of taped interviews with offenders prior to each session. Participants were also required to practice their skills through role-plays and with offenders assigned to their caseloads throughout this training.

"I continue to be highly impressed by the dedication to public safety on behalf of our probation and parole officers. Their unique role as law enforcement officers require them to not only hold probationers

Continued on page 36

Probation and Parole officers complete EPICS training May 2019.

accountable, but also coach them toward pro-social living," said former Bureau Chief of Community Corrections Jim Elder. "This group's completion of EPICS training and our continued expansion of evidence based practices mark yet another milestone on our journey toward 21st Century Community Corrections."

The EPICS model designed to use a combination of monitoring, referrals, and face-to-face interactions provides the offenders with a sufficient "dosage" of treatment interventions, and makes the best possible use of time to develop a collaborative working relationship. The EPICS model helps translate the risk, needs and responsivity principles into practice. Community supervision officers taught to increase dosage to higher risk offenders stay focused on criminogenic needs — especially the thought-behavior link — and the use of a social learning, cognitive behavioral approach to their interactions. The EPICS model does not replace other programming and services, but rather is an attempt to utilize staff as agents of change.

DDOC Officers participate in defensive tactical skills training, May 2019.

The training consists of three days of skill-based training followed by a 6-8 month coaching period for up to 30 community supervision officers, case managers, and supervisors.

Pre-trial Detention

The Department and Delaware courts have targeted reducing the state's pre-trial detention population being held in a Level V facility over the last few years. These initiatives have proven a steady decrease in the state's pre-trial detention population with a 37% decrease from 2013 to 2019.

Level V Detention Population (June 30th of Each FY)						
2013	2014	2015	2016	2017	2018	2019
1,421	1,400	1,314	1,182	1,182	1,010	895

Level V Detention Population (June 30th of Each FY)

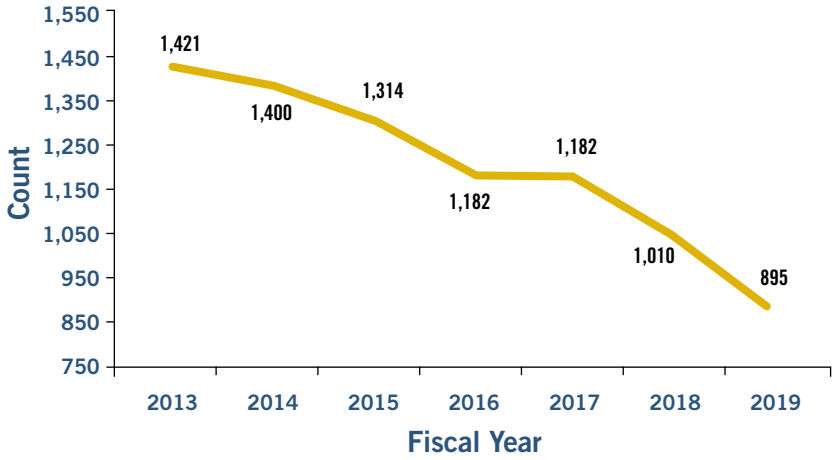

Inmates Sentenced for Driving Under the Influence (DUI)

In FY19, the Reflections DUI Program graduated a total of 140 program participants. Individuals who are convicted of a 3rd or subsequent Driving under the Influence (DUI) offense are enrolled in a 90-day treatment program at Sussex Correctional Institution in Georgetown (if male) or the Reflections component of the Key Village Program at Baylor Women's Correctional Institution (if female). The primary goal is for the participant to become fully aware that responsible alcohol use absolutely rules out driving a vehicle under the influence. Treatment emphasizes that there are no exceptions to this rule, no special circumstances, and no safe level of intoxication. 573 admissions to prison were made in FY19 of individuals with a DUI charge as their lead offense. Level IV facilities admitted 140 individuals with DUI lead charges, and Probation & Parole admitted 1,492 probationers with DUI lead charges.

Number of Admissions in FY19 with DUI Charges	
Level V	573
Level IV	140
P&P	1,492

Number of Admissions in FY19 with DUI Charges

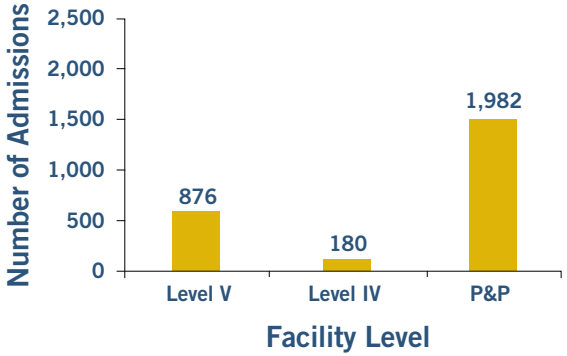

Reflections Program Completions for FY19	
BWCI	23
SCI	117

Juveniles/Young Criminal Offenders

Juvenile offenders adjudicated as adults are managed in the Youthful Criminal Offender Program (YCOP) at Sussex Correctional Institution,[11] which has a dedicated program tier where these individuals are segregated from the adult population. Twenty-one different youth, accounted for 24 admissions to YCOP throughout the 2019 fiscal year. Youth sentenced to YCOP receive a combination of educational and therapeutic services.

Total Enrollment in the YCOP Program by Fiscal Year					
	2015	2016	2017	2018	2019
Total	18	14	36	37	24

11 YCOP was moved to Howard R. Young Correctional Institution on 8/29/19.

Recruiter Sean Dial and Officer Loren Sullivan man a community outreach booth at the Delaware State Fair, July 2018.

YCOP Population Count (at Month End) for FY 19											
Jul 18	Aug 18	Sept 18	Oct 18	Nov 18	Dec 18	Jan 19	Feb 19	Mar 19	Apr 19	May 19	Jun 19
8	6	7	8	10	11	9	8	8	8	9	8

Total Enrollment in the YCOP Program by Fiscal Year

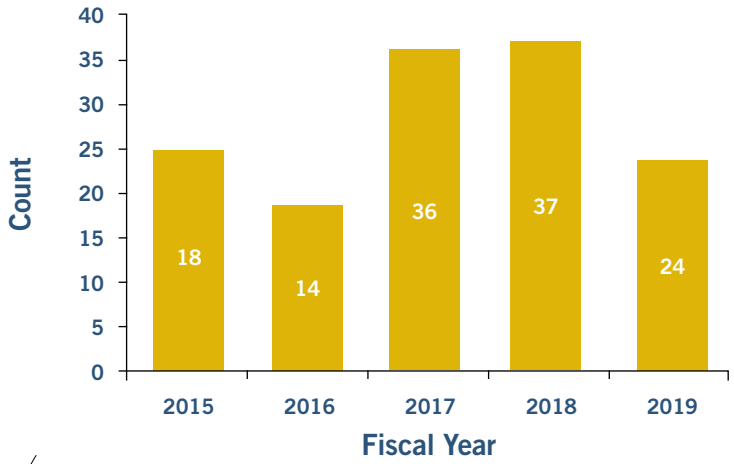

Inmates with Mental Illness

Offenders are screened by medical staff during the receiving process and again throughout their stay in a DDOC facility as is warranted. An offender's mental health status can change during his/her stay in DDOC. Offenders can be identified as Mentally Ill (MI), Seriously Mentally Ill (SMI) or Seriously Mentally Ill requiring a Residential Treatment Unit (SMI-RTU). Currently, the Department has identified 32.5% of its current population as having a mental illness. Of the offenders with an identified mental illness, 56% are identified as SMI, 42% are identified as MI and 2% are SMI-RTU.

Facility	Mentally Ill (MI)	Seriously Mentally Ill (SMI)	Seriously Mentally Ill requiring Residential Treatment Unit (SMI-RTU)	Total	% of Total Facility Population
BWCI	78	128	9	215	67.8%
HRYCI	188	255	5	448	33.2%
JTVCC	230	366	16	612	35.0%
SCI	110	58	0	168	16.5%
Total	**606**	**807**	**30**	**1,443**	**32.5%**

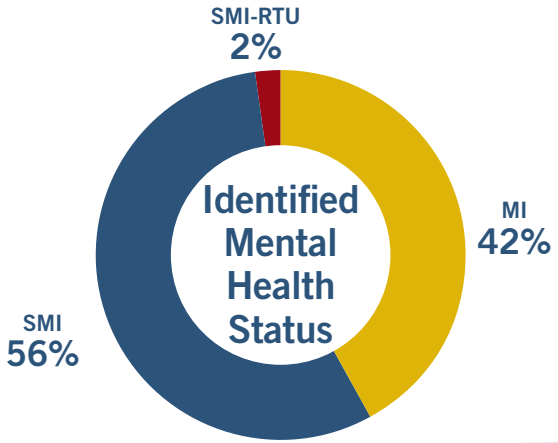

Elimination of Restrictive Housing

DDOC was a defendant in a lawsuit brought by the American Civil Liberties Union of Delaware (ACLU) and Community Legal Aid Society, Inc. (CLASI) in September 2015 alleging the use of cruel and unusual punishment by DDOC when placing mentally ill inmates in restrictive housing by failing to adequately address the mental health needs of such inmates. On September 1, 2016, United States District Court approved an agreement between CLASI and DDOC. The settlement lays out terms to which DDOC must provide detailed data/reports about inmates in designated housing units (which were formerly restrictive housing) to CLASI for 5 years. DDOC began providing CLASI with monthly reports in January 2017. Much data have been gathered in the past 3 years to abide by the settlement agreement and help DDOC monitor its compliance with the terms. The housing

Number of Offenders in Designated Housing Units by Month and Institution

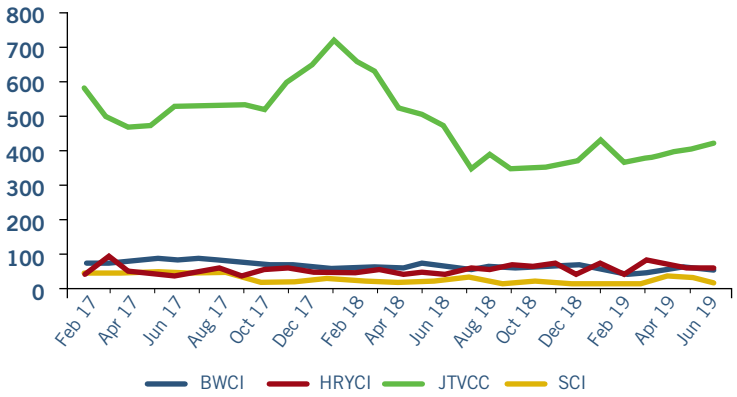

units formerly known as restrictive housing are now known as designated housing units, and include disciplinary detention, residential treatment units for seriously mentally ill inmates, and inmates on administrative status.

Percent of Offenders in Designated Housing Units by Month and Institution in Relation to Total Average Population for Institution by Month

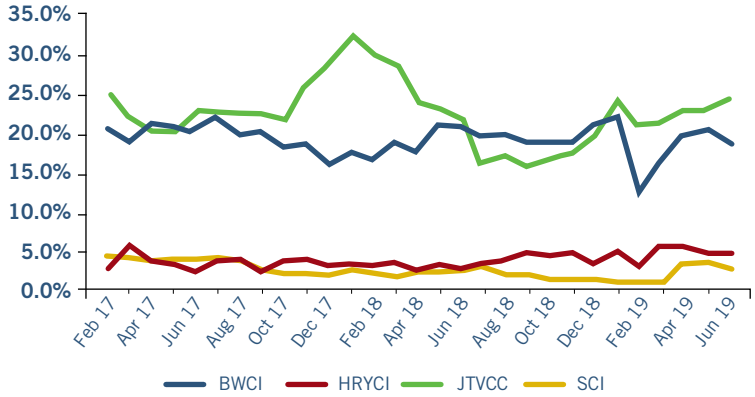

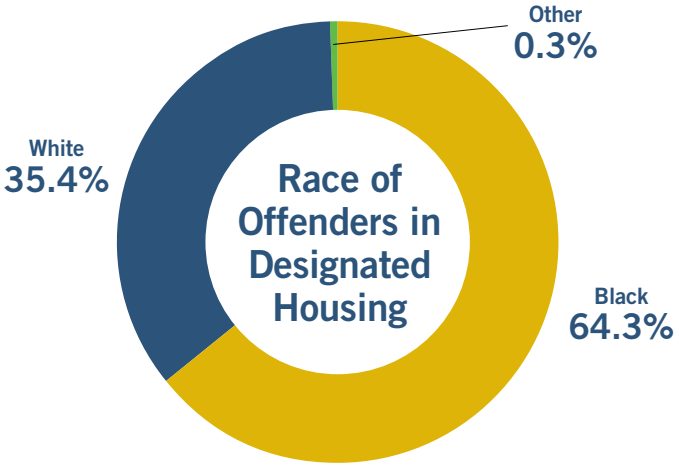

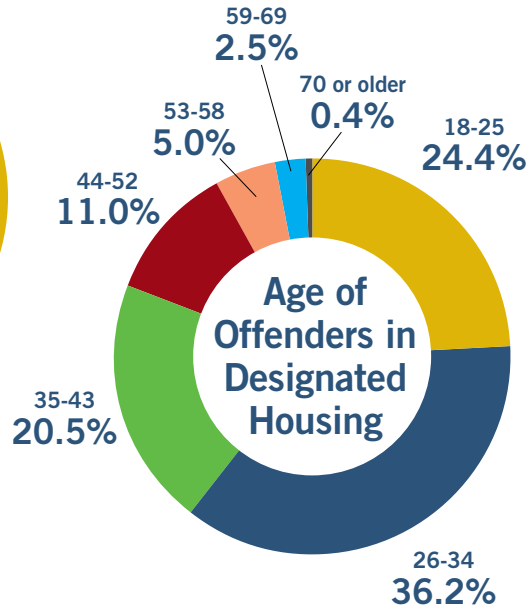

Mental Illness Status of Designated Housing Units Population by Month

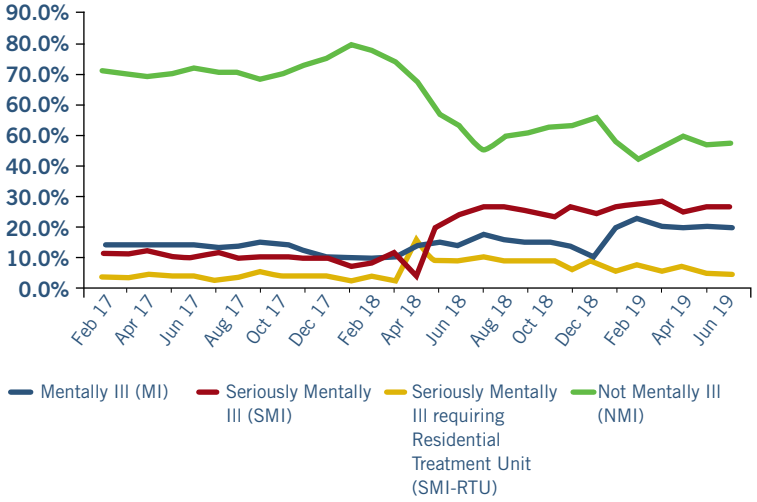

Sex Offenders

Sexual assault or rape is the most serious conviction of approximately 9.5% of Delaware's prisoners. On June 30, 2019, the Department was monitoring 360 sex offenders at Level V, 68 at Level IV and 773 at Probation and Parole. Individuals convicted of a sexual offense or who have a history of sexual offending participate in the Department's structured sex offender intensive group program, Transitions, administered by the Department's behavioral health provider. The program addresses sex offender accountability, behavior, beliefs, values, victim impact and relapse prevention. There were 129 Transitions completions during fiscal year 2019.

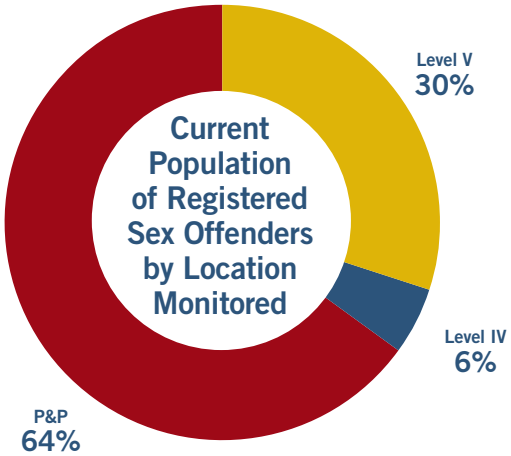

Transitions Completions in FY 19	
	Number of Individuals
BWCI	1
HRYCI	36
JTVCC	48
SCI	44
Total	**129**

Transitions Program Completions FY 19

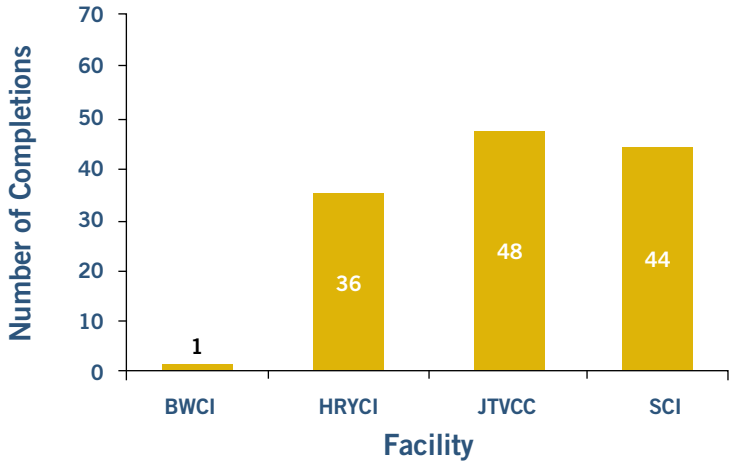

Budget Analysis

Senate Bill 235 of the 149th General Assembly, authorized a General Fund Operating Budget of $328.4 million for the DDOC mission for Fiscal Year 2019.

Budget by allocation includes:

Budget Allocation by Function	
Administration	$11.3
Correctional Healthcare Services	$79.0
Prisons	$182.0
Community Corrections	$56.1
Total	**$328.4**

Budget by general type includes:

Budget by General Type	
Personnel Costs	$216.7
Offender Medical	$69.3
All Other	$1.0
Food Services	$16.1
Energy	$7.9
Special Operations	$8.8
Substance Abuse	$8.6
Total GF Budget	**$328.4**

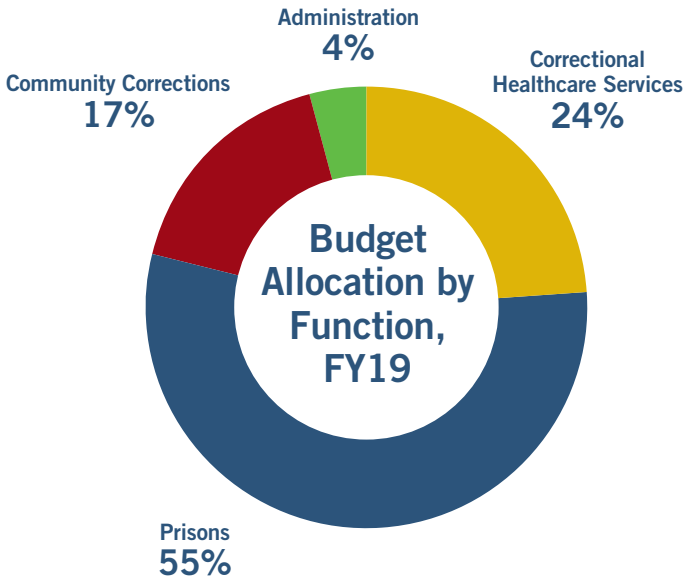

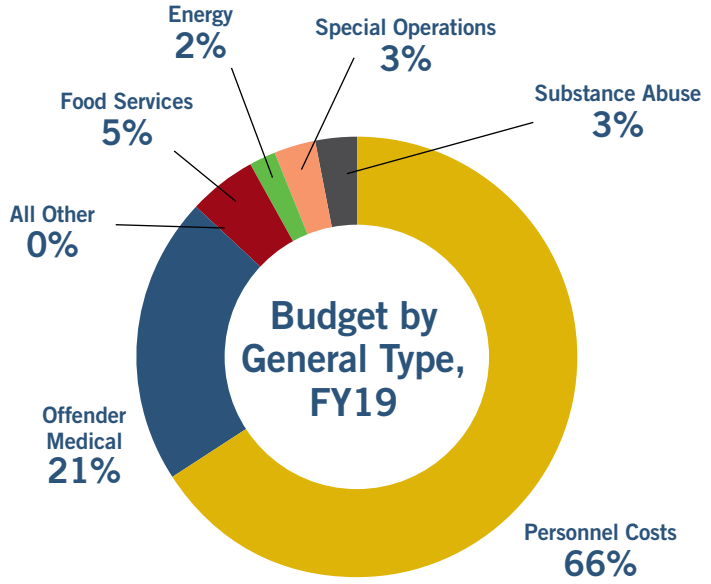

Comparions of Yearly Offender Cost Per Diem			
	2018	2019	Variance
Prisons Only	$47,502.88	$56,354.97	$8,852.09
Work Release/ VOP's	$51,317.41	$62,154.07	$10,836.66
All Institutions	$47,987.94	$57,099.36	$9,111.42
Medical	$10,579.91	$12,218.02	$1,638.11
Food Service	$2,752.61	$3,342.06	$589.45
Food Only	$1,078.99	$1,295.56	$216.57

Comparison of Yearly Offender Per Diem Costs

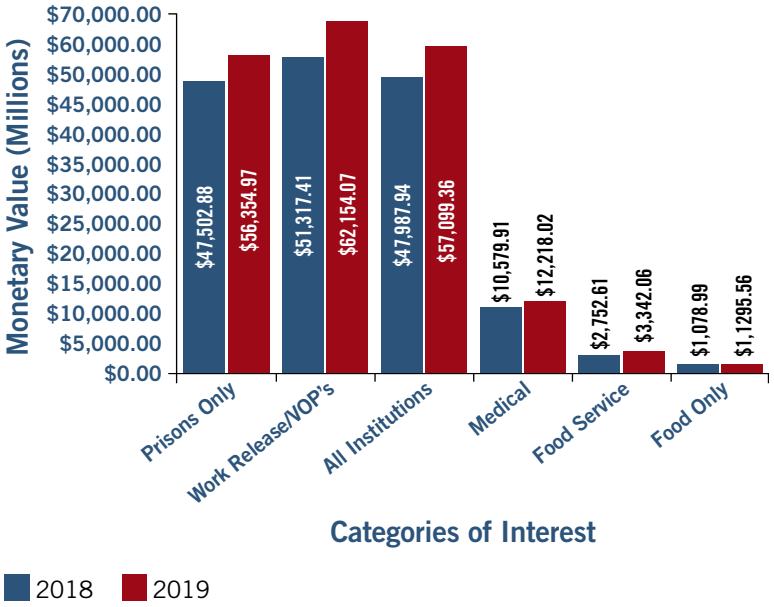

	2018	2019	Variance
Net Amount of Expenditures	$298,538,245.65	$320,541,406.80	$22,003,161.15
Inmate Count Days	2,270,705	2,049,018	-221,687
Avg Daily Population	6,221	5,614	-607

NOTES:

1) Medical Per Diem figure does not include Substance Abuse. Substance Abuse is included in the Per Diem figure listed for all institutions.

2) Department net expenses increased in FY19 by $22.0 Million while the average daily population count decreased by 607, resulting in an overall increase in the offender per diem rate.

3) Major contributing factors to the increase in expense for FY19 are union negotiated salary increases, $1.3 million increase in overtime, contractual increases; one-time IT purchases (cameras/phone systems); one-time safety and security equipment purchases, Phase IV new uniform order and continuation of IRT Report Recommendation initiatives.

Delaware Department of Correction | Central Administration Building
245 McKee Rd. | Dover, DE 19904 | 302-739-5601

LEVEL V PRISON FACILITIES *Current as of January, 2020

Howard R. Young Correctional Institution (HRYCI)	
1301 E.12th Street	HRYCI Visiting Calls (M-F 8:30 - 3)
Wilmington, DE 19801	Phone: 302-575-0330
Mailing Address: PO Box 9279, Wilmington, DE 19809	
Inmate Mailing Address: PO Box 9561, Wilmington, DE 19809	Captains: 302-429-7738
Phone: 302-429-7700	Dep. Warden: 302-429-7744
Fax: 302-429-7707	Dep. Warden Secretary: 302-429-7745
Warden: Kolawole Akinbayo	
Deputy Warden: Karl Sturgill	
Delores J. Baylor Women's Correctional Institution (BWCI)	
660 Baylor Boulevard	BWCI Visiting Calls (S-W 5-10)
New Castle, DE 19720	Phone: 302-577-5837
Phone: 302-577-3004/577-3005/577-5820/577-5821	
Fax: 302-577-7460	
Warden: Brian Emig	
Deputy Warden: Scott Ceresini	
James T. Vaughn Correctional Center (JTVCC)	
1181 Paddock Road	JTVCC Visiting Calls (M-F 8 -4)
Smyrna, DE 19977	Phone: 302-653-4828
Phone: 302-653-9261	A - J: 800-282-8602
Fax: 302-653-2855	K - Z: 800-722-0252
Warden: Dana Metzger	800# for in-state calls only
Deputy Wardens: Philip Parker & Natasha Hollingsworth	
Sussex Correctional Institution (SCI)	
23203 DuPont Boulevard	SCI Visiting Calls (M-S 9-3 & 4:30-11)
Georgetown, DE 19947	Phone: 302-856-5245
Mailing address: PO Box 500, Georgetown, DE 19947	
Phone: 302-856-5280/854-6915	
Fax: 302-856-5103	
Warden: Robert May	
Deputy Warden: Truman Mears	

COMMUNITY CORRECTIONS FACILITIES

PROBATION & PAROLE OFFICES

Northern New Castle County Adult
Probation & Parole
314 Cherry Lane
New Castle, DE 19720
Phone: 302-577-3443
Fax: 302-577-3670
District Managers:
Frank Rodriguez &
Robert Willoughby

New Castle Probation & Parole
26 Parkway Circle
New Castle, DE 19720
Phone: 302-323-6050
Fax: 302-323-6066
District Manager: Rick Figurelle

Dover Probation & Parole
511 Maple Parkway
Dover, DE 19901
Phone: 302-739-5387
Fax: 302-739-6198
District Manager: Mike Gomez

Seaford Probation & Parole
Shipley State Service Center
350 Virginia Ave
Seaford, DE 19973
Phone: 302-628-2016
Fax: 302-628-2030
District Manager: Perry Allfather

Georgetown Probation & Parole/ Home Confinement
22855 Dupont Blvd.
Georgetown, DE 19947
Phone: 302-856-5243
Fax: 302-856-5109
District Manager: Perry Allfather

Administrative Services/Pre-Trial
22883 Dupont Blvd.
Georgetown, DE 19947
Phone: 302-856-5795
Fax: 302-856-5133
District Manager: Perry Allfather

COMMUNITY WORK RELEASE PROGRAM

Plummer Community Corrections Center (PCCC)
38 Todds Lane
Wilmington, DE 19802
Phone: 302-761-2800
Fax: 302-577-2849
Warden: Dorene Fields
Deputy Warden: Wayne Wilson

Hazel D. Plant Women's Treatment Facility (HDP/ WWRTF)
620 Baylor Boulevard
New Castle, DE 19720-1140
Phone: 302-777-6800
Fax: 302-777-6849
Warden: Dorene Fields
Deputy Warden: Wayne Wilson

Morris Community Corrections Center (MCCC)
300 Water Street
Dover, DE 19904
Phone: 302-739-4758
Records & Counselors Fax:
302-739-7195
Duty Office Fax: 302-739-1395
Warden: Jim Hutchins
Deputy Warden: Kent Raymond

Sussex Community Corrections Center (SCCC)
Sussex Work Release Center (SWRC)
Sussex Violation of Probation (SVOP)
23207 Dupont Blvd.
Georgetown, DE 19947
Phone: 302-856-5790
Fax: 302-856-5133
Warden: William Oettel
Deputy Wardens:
Ernest McBroom and Travis Lowe

VIOLATION OF PROBATION CENTER

Sussex Violation of Probation (SVOP)
23207 Dupont Blvd.
Georgetown, DE 19947
Phone: 302-856-5790
Warden: William Oettel
Deputy Wardens:
Ernest McBroom and
Travis Lowe

DELAWARE DEPARTMENT OF CORRECTION

annual report [2019]

Officer Christopher Connelly conducts training with K-9 Andy, March 2019.